



POOL BLASTER® ***MAX™ Li***

Operator's Manual

Cordless Vacuum Cleaner



**READ AND SAVE
THESE INSTRUCTIONS**

⚠ WARNING: Read carefully and understand all safety warnings before operating. Failure to do so may result in serious personal injury.

IMPORTANT SAFETY INSTRUCTIONS



SAVE THESE INSTRUCTIONS

WARNINGS AND USAGE INFORMATION



WARNINGS

1. Read and follow all safety instructions.
2. Read and follow all instructions that are on the product or provided with the product.
3. All cautions and warnings on the equipment should be noted.
4. Never allow children to operate this product. This is NOT a toy, children should be supervised to ensure they do not play with this product.
5. Keep the cleaner and it's accessories out of reach of children.
6. Do not attempt to operate if the cleaner or charger appear to be damaged in any way.
7. Do not use or store the charger outdoors. Charge your cleaner in a clean, dry place and only with the charger provided. Do not use a charger supplied with any other appliance.
8. This cleaner is not intended for use by persons with reduced physical, sensory or mental capabilities, or lack of experience and knowledge, unless they have been given supervision or instruction concerning the use of the appliance by a person responsible for their safety.
9. The warnings, cautions, and instruction discussed in this instruction manual cannot cover all possible conditions or situations that could occur. It must be understood, the operator should always exercise intensive caution and common sense when utilizing the cleaner.
10. Do not plug or unplug charger into a power source or the appliance with wet hands.
11. Do not operate this cleaner in the presence of flammable or combustible liquids.
12. Never service the cleaner while the unit is on or connected to the charger.
13. Read installation work and electrical wiring must be done by qualified person(s) in accordance with all applicable codes and standards, including fire-rated construction.
14. Use only the charger supplied with the cleaner. Never carry the charger by its cord or disconnect it from an outlet by pulling on the cord.
15. For pluggable equipment, the socket-outlet shall be installed near the equipment and shall be easily accessible.
16. Risk of electric shock. Do not expose to liquid, vapor or rain. Store cleaner in a clean dry place. Do not store in direct sunlight or expose to extreme temperatures.
17. Please disconnect this equipment from AC outlet before cleaning. Don't use liquid or sprayed detergent for cleaning. Use moisture sheet or clothe for cleaning.
18. This cleaner contains rechargeable batteries. Do not incinerate the battery as it will explode at high temperatures. Always dispose of batteries in accordance with local law.
19. Leaks from a battery may occur under extreme conditions. If battery liquid gets on the skin, wash immediately with water. If it gets in your eyes, immediately flush your eyes with a mild solution of baking soda and water, and seek medical attention.
20. Keep hair, loose fitting clothing and all body parts away from openings and moving parts of this cleaner.



WARNING!

READ AND FOLLOW ALL SAFETY INSTRUCTIONS. Read and follow all instructions that are on the product or provided with the product. All cautions and warning on the equipment should be noted.



DANGER!

TO REDUCE THE RISK OF FIRE OR ELECTRIC SHOCK, CAREFULLY FOLLOW THESE INSTRUCTIONS. When using electrical products, basic precautions should always be practiced including the following of the instructions stated in this manual.



WARNING!

RECHARGE ONLY WITH CHARGER SPECIFIED BY MANUFACTURER. A charger is suitable for one type of battery pack may create a risk of fire when used with another battery pack. **DO NOT** use an extension cord or power strip. Use only charge specified by Water Tech: LC099-3S-US-EU.



WARNING!




RISK OF DROWNING. Only intended for use as a recreational product. Never allow children or persons who cannot swim to use this product. This product is designed to be used in residential pools. A person who cannot swim can drown if they fall into the pool while using this product.

USAGE INFORMATION








21. Use this product only for its intended purpose as described in this manual. Use only Water Tech accessories and filters.
22. This product is not intended for commercial use.
23. If the equipment is not use for long time, disconnect the equipment from mains to avoid being damaged by transient over-voltage.
24. Never leave your cleaner in water when it is "OFF" or when it has run out of power.
25. Do not use your cleaner for pool openings; the cleaner is designed for routine maintenance of your pool or spa.
26. The cleaner is designed for underwater use in swimming pools or spas only. It is not an all purpose vacuum cleaner.
27. Submerge the cleaner in water immediately after turning the unit "ON" to prevent damage to the seal on the motor shaft. Failure to do so will shorten the life of the water seal and / or void the warranty.
28. Avoid picking up sharp objects as they may damage the filter. Keep all openings on the cleaner free of debris which may reduce water flow.
29. Do not place the cleaner or charger on or near hot surfaces.
30. For best results use the charger in locations where temperatures are between 50° F / 10°C and 100° F / 37.7° C.
31. For connection to a supply not in the U.S.A., use an attachment plug adapter of the proper configuration for the power outlet.

SAFETY AND USAGE SYMBOLS

The following symbols and meanings are intended to explain the levels of risk associated with this product:

SYMBOL	SIGNAL	MEANING
	WARNING!	Indicates a hazardous situation, which, if not avoided, will result in death or serious injury.
	DANGER!	
	CAUTION!	Indicates a hazardous situation, that, if not avoided, may result in minor or moderate injury.

The following symbols and meanings are intended help you operate the product better and safer. Please study them and learn their meanings.

SYMBOL	NAME	EXPLANATION
	SAFETY ALERT	Indicates a potential personal injury hazard. Basic precautions should always be followed when seeing this symbol.
	DO NOT GET WET	Indicates by NO MEANS water should touch the indicated part with this symbol. If not avoided, may result in minor or moderate injury.
	CHARGE FOR 4 FULL HOURS	Indicates to charge product for the 4 complete hours.
	BATTERY RECYCLE	Recycle batteries in accordance to local law.
	DISPOSAL	Dispose any unwanted product in accordance to local law.
	CE	European Conformity.
	RoHS	Restriction of Hazardous Substances Compliance.

Product Breakdown

Model: 3000ML



(1) Vacuum Head

(3) Filter Bag

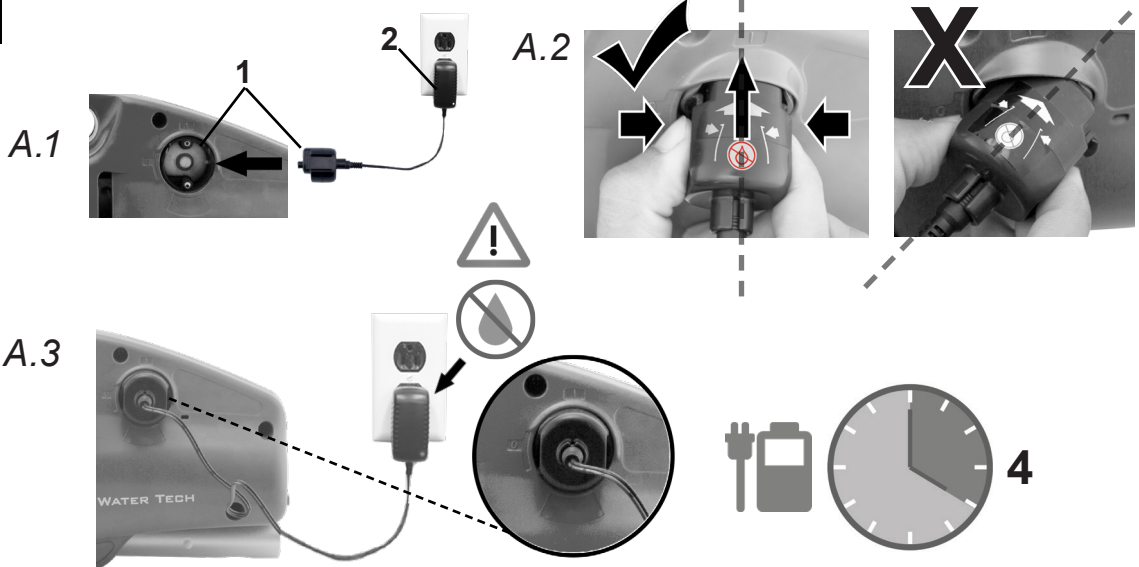
(5) ON / OFF Button

(2) Nose Cap


(4) Cleaner Body Corps

(6) Charger and EU Adapter


A




B



C




D



E





Push for ON before using in water.



Push for ON / OFF

F

1.



LIMITED WARRANTY

Water Tech Corp ("WT") warrants this product, including supplied accessories against defects in material or workmanship for the time periods as set forth below. Pursuant to this Limited Warranty WT will, at its option (i) repair the product to the original specifications or (ii) replace the product with a new or refurbished product. In the event of a defect, these are your exclusive remedies. For purposes of this Limited Warranty, "refurbished," means a product or part that has been returned to its original specifications.

All Pool Blaster Battery Powered Pool & Spa Vacuums. For a period of one (1) year from the original date of purchase of the product, WT will, at its option, repair or replace with new or refurbished product or parts, any product or parts determined to be defective.

Accessories. Included accessories are covered by this Limited Warranty for a period of (90) days from the original date of purchase of the product.

Instructions. Please retain the original box and internal packaging materials. To obtain warranty service, you must comply with the following requisite instructions:

- (1) Visit Water Tech Corp's Customer Support Department via web at www.wtma.com. You will be guided through the correct process on how to obtain the required RMA# (Return Merchandise Authorization Number.) All customers must obtain an RMA number before any product will be accepted for warranty service. If you need additional assistance please contact us by telephone: (732-967-9888) or email: customerservice@watertechcorp.com.
- (2) Package the unit and the WT battery charger only (if the unit requires a WT charger) properly and securely in the original box.
- (3) Attach your RMA number and Bar-Code you received from the website to the outside of the package. If you could not print the RMA number and bar-code from the website you must write your RMA number in thick black indelible marker on two sides of the box.
- (4) Send the package by USPS or express courier of choice to: Water Tech Corp, 10 Alvin Court, East Brunswick, New Jersey 08816; (WT suggests you insure the contents of your package.) WT is not responsible for lost, stolen or damaged property in transit to WT.

Repair/Replacement Warranty. This Limited Warranty shall apply to any repair, replacement part or replacement product for the remainder of the original Limited Warranty period or for ninety (90) days, whichever is longer. Any parts or products replaced shall become the property of WT.

This Limited Warranty covers only product issues caused by defects in material or workmanship during ordinary consumer use; it does not cover product issues caused by any other reasons, including but not limited to product issues caused by commercial use, acts of God, misuse, abuse, limitations in technology, or modification of or to any part of the WT product. This Limited Warranty does not cover WT products sold AS IS or WITH ALL FAULTS or consumables (such as batteries). This Limited Warranty is invalid if the factory-applied serial number has been altered or removed from the product. This Limited Warranty is valid only in the United States and Canada.

EXPRESS LIMITATION: THIS LIMITED WARRANTY ONLY APPLIES IF THE PRODUCT WAS PURCHASED FROM AN AUTHORIZED WATER TECH DEALER. THIS WARRANTY IS NOT TRANSFERABLE

LIMITATION ON DAMAGES. WT WILL NOT BE LIABLE FOR ANY INCIDENTAL OR CONSEQUENTIAL DAMAGES FOR BREACH OF EXPRESS OR IMPLIED WARRANTY ON THIS PRODUCT.

DURATION OF IMPLIED WARRANTIES. EXCEPT TO THE EXTENT PROHIBITED BY APPLICABLE LAW, ANY IMPLIED WARRANTY OF MERCHANTABILITY OR FITNESS FOR A PARTICULAR PURPOSE ON THIS PRODUCT IS LIMITED IN DURATION OF THIS WARRANTY.

Some states do not allow the exclusion or limitation of incidental or consequential damages, or allow limitations on how long an implied warranty lasts, so the above limitations or exclusions may not apply to you. This Limited Warranty gives you specific legal rights and you may have other rights, which vary from state to state.

Industry Canada Regulatory Information

CAN ICES-3 (B)/NMB-3 (B)

Avis d'Industrie Canada

CAN ICES-3 (B)/NMB-3 (B)

FCC Compliance

This device complies with Part 15 of the FCC Rules. Operation is subject to the following two conditions:

- (1) This device may not cause harmful interference, and (2) this device must accept any interference received, including interference that may cause undesired operation.

NOTE: This equipment has been tested and found to comply with the limits for a Class B digital device, pursuant to Part 15 of the FCC Rules. These limits are designed to provide reasonable protection against harmful interference in a residential installation. This equipment generates, uses and can radiate radio frequency energy and, if not used in accordance with the instructions, may cause harmful interference to radio communications. However, there is no guarantee that interference will not occur in a particular installation. If this equipment does cause harmful interference to radio or television reception, which can be determined by turning the equipment off and on, the user is encouraged to try and correct the interference by one or more of the following measures:

- Reorient or relocate the receiving antenna.
- Increase the separation between the equipment and receiver.
- Connect the equipment into an outlet on a circuit different than that to which the receiver is connected.
- Consult the dealer or an experienced radio/TV technician for help.

NOTE: Changes or modifications not expressly approved by the party responsible for compliance could void the user's authority to operate the equipment.

- | | | |
|-----------|----------------|--|
| P30X006 | 1. Vacuum Head | 4. Cleaner Body |
| P30X002 | 2. Nose Cap | 5. ON / OFF Button |
| P30X022XF | 3. Filter Bag | LC099-3S-US-EU 6. Charger and EU Adapter |

Specifications

Battery charger Input.....110-240V-50/60HZ, 0.3A Maximum
 Battery charger Output.....12.6V, === 1.A
 Water temperature range..... Maximum 96°F, (35°C) Minimum 40°F, (5°C)
 Operation Depth..... Maximum 12 ft. (3.5 m), Minimum 10 in., 0.25 m
 Charge temperature..... Maximum 100°F, (37.7°C) Minimum 50°F, (10°C)

⚠ Only use the battery charger supplied with the cleaner.

A Charging Your Cleaner

Initial Charge **4 Hours**
Recharging (After Complete Discharge) **4 Hours**

B Remove Adapter

C Attaching the Vacuum Head

D Attaching The Pool Pole

E Turning the cleaner ON - OFF

Push for ON /OFF

F Maintenance

Before Using in Water

Always remove the charging adapter before using in water.
Turn unit ON first, then use it in water.

Cleaning the Filter Bag

You should remove and clean the Filter Bag following each use. (Figure F.1)
Don't scrub the bag against itself while rinsing it.

Long Term Storage

Always clean the Nose Cap and Filter Bag before storing.
Always store and charge your cleaner in a cool, dry indoor shelter.
Recharge the cleaner for 4 hours after each month of inactivity.

Environmental Program(s), WEEE European Directive

Please respect the European Union regulations and help to protect the environment.
Return non-working electrical equipment to a facility appointed by your municipality that properly recycles electrical and electronic equipment.
Do not dispose them in unsorted waste bins. For items containing removable batteries, remove batteries before disposing of the product.

Environmental Recycling Programs USA



Help protect the environment.

