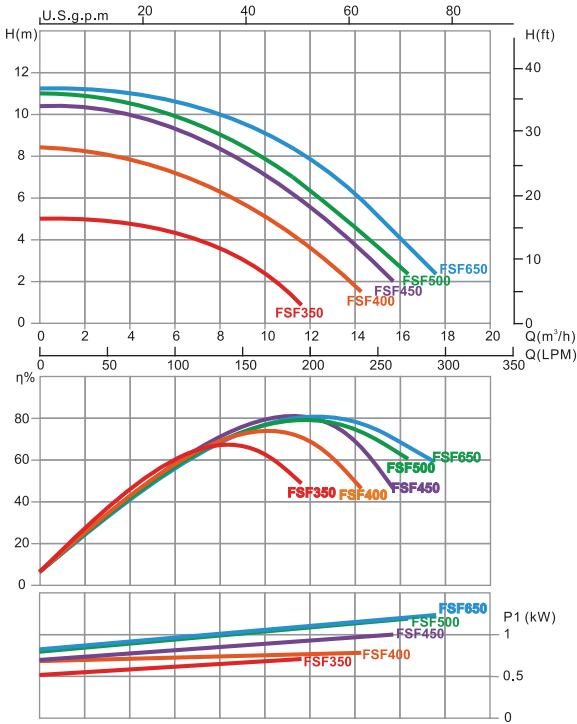


"FSF" Series Filtration Combo

Designed for easy set-up domestic pool, "FSF" Series filtration combo offers the right solution for home user who is looking for user-friendly and excellent filtration performance. "FSF" Series Filtration Combo includes top mount fiberglass filter tank, 6-way multiport valve, swimming pool pumps attached with base.



Remarks: Flow curve information based on 220V/50Hz motor.



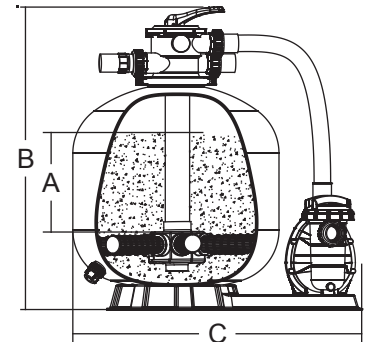
Highlight Features:

- Suggested Installation: Domestic swimming pool
- Easy installation with pre-installed plumbing system and base
- Simple operation with 4-way multiport valve
- Filter structure with UV resistance material
- Max operating pressure 36psi / 2.5 bar
- Max temperature of 43°C (109 °F)
- Suggested size of media : 0.5-0.8mm

Technical Information

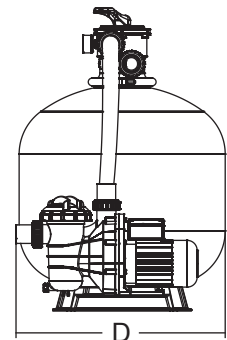
Code	Model No	Filter	Pump	Valve Connections		Sand(kg)
88032009	FSF350-6W	V350	SS033	1.5 inch	50mm	20
88032110	FSF400-6W	V400	SS050	1.5 inch	50mm	35
88032211	FSF450-6W	V450	SS075	1.5 inch	50mm	45
88032324	FSF500-6W	V500	SC100	1.5 inch	50mm	85
88032425	FSF650-6W	V650	SC150	1.5 inch	50mm	145

Note: Suggested sand weight varies with differences in filter media size. For reference only.



Product Dimension

Model No	A mm	B mm	C mm	D mm	Max Flow Rate	
FSF350-6W	160	680	555	355	72lpm	4.32m ³ /h
FSF400-6W	175	759	760	410	108lpm	6.48m ³ /h
FSF450-6W	210	813	760	455	135lpm	8.10m ³ /h
FSF500-6W	235	856	760	535	185lpm	11.10m ³ /h
FSF650-6W	300	961	760	635	260lpm	15.60m ³ /h



FOR PUMP ONLY