

# FLOWLINE 2 (ALL TITANIUM)

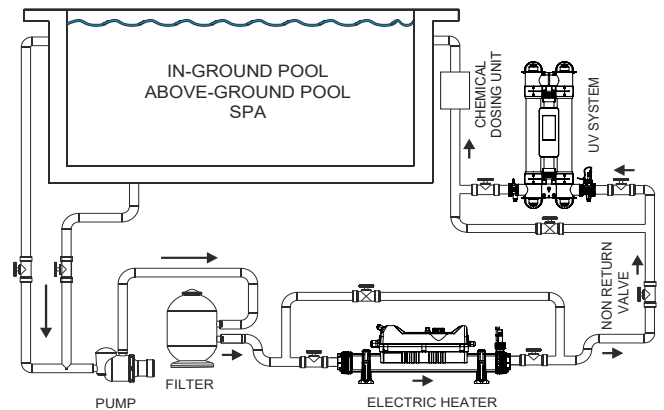
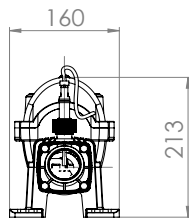
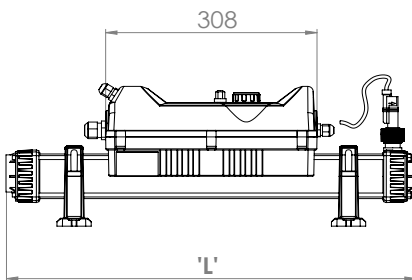
Reliable, accurate and efficient, the Elecro FlowLine 2 fully titanium heater is the ideal choice for in-ground pools, above-ground pools and spas.



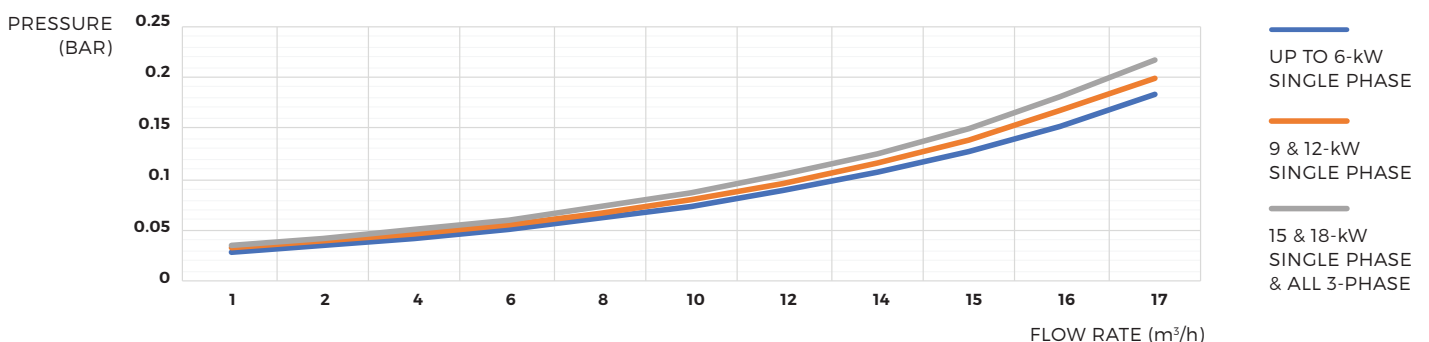
## FEATURES

- Nine power options ranging from 2-kW to 24-kW
- Non-wired, requires connection to external contactor
- Robust, durable construction
- Ultra-reliable flow switch allows safe operation
- Fitted with temperature thermostat and overheating sensor
- Compact, durable design
- Analogue control with 1.2°C differential
- Titanium flow tube and titanium heating element(s)
- Can be floor or vertically wall mounted
- Vortex, long life, stay clean heating element technology
- 100% efficiency throughout the product life
- Silent operation

## TECHNICAL DRAWINGS



## PRESSURE DROP



# SPECIFICATIONS

<b>POWER SUPPLY</b>	Single phase or three phase
<b>FLOW REQUIREMENTS</b>	Minimum flow: 3-kW & 6-kW, 1m <sup>3</sup> /h Minimum flow: 9-kW to 24-kW, 4m <sup>3</sup> /h Maximum flow: 17m <sup>3</sup> /h
<b>HEATING ELEMENTS</b>	Grade 1 titanium
<b>FLOW TUBE</b>	Grade 1 titanium
<b>CONTROL THERMOSTAT</b>	Analogue: 0 > 45°C (1.2°C differential)
<b>SAFETY THERMAL CUT OUT</b>	60°C (manual reset)
<b>FLOW SWITCH</b>	Gold tipped reed switch with titanium fulcrum pin
<b>SEALS</b>	High temperature special formula EPDM ferrules, TPE end fitting gaskets
<b>WATER CONNECTIONS</b>	1.5" BSP female thread supplied with 1½" / 50mm stepped ABS unions for rigid pipe and 1½" / 1¼" stepped hose tails for flexible pipe
<b>INGRESS PROTECTION RATING</b>	IP44
<b>FREQUENCY</b>	50/60 Hz
<b>WORKING PRESSURE</b>	4 bar maximum
<b>MOUNTING</b>	Floor or wall mounting

# MODELS

<b>220-240V 1-PHASE</b>	<b>LOAD</b>	<b>PRODUCT CODES</b>	<b>DIMENSION 'L'</b>	<b>NET WEIGHT</b>	<b>GROSS WEIGHT</b>	<b>VOLUME</b>
Power Output	Amp		mm	kg	kg	m <sup>3</sup>
2-kW	9	FL2-1-2	462	3.5	4.3	0.049
3-kW	13	FL2-1-3	462	3.5	4.3	0.049
4.5-kW	20	FL2-1-4.5	462	3.5	4.3	0.049
6-kW	27	FL2-1-6	462	3.5	4.3	0.049
9-kW	40	FL2-1-9	462	3.8	4.6	0.049

<b>400V 3-PHASE *</b>						
6-kW	9	FL2-3-6	592	4.1	5.1	0.049
9-kW	13	FL2-3-9	592	4.1	5.1	0.049
12-kW	18	FL2-3-12	592	4.1	5.1	0.049
15-kW	22	FL2-3-15	592	4.1	5.1	0.049
18-kW	26	FL2-3-18	592	4.1	5.1	0.049
24-kW	35	FL2-3-24	592	4.1	5.1	0.049

<b>220-230V 3-PHASE</b>						
6-kW	15	FL2-3-6-D	592	4.1	5.1	0.049
9-kW	23	FL2-3-9-D	592	4.1	5.1	0.049
12-kW	30	FL2-3-12-D	592	4.1	5.1	0.049
15-kW	38	FL2-3-15-D	592	4.1	5.1	0.049
18-kW	46	FL2-3-18-D	592	4.1	5.1	0.049

\* for voltages other than 400V please add: -380 or -415 at the end of a product code e.g: FL2-3-6-380