

**Jebao®**  
捷寶

Professional for  
**POND & AQUARIUM**

ECO electronic motors •  
变频电机水泵

Asynchronous motors •  
异步电机水泵

Synchronous motors •  
同步电机池塘及喷泉泵

UV-C filters •  
UV-C过滤器

UV Clarifiers •  
UV-C杀菌灯

Pond spot lights •  
潜水灯

Pond accessories •  
池塘用品

Aquarium products •  
水族产品

Jebao (China) Ltd.  
E-mail: info@jebao.com  
http://www.jebao.com

© 2016 Jebao (China) Ltd. All rights reserved. No part of this publication may be reproduced, stored in a retrieval system, or transmitted, in any form or by any means, without the prior written permission of Jebao (China) Ltd.

2016.1

**2016.1**  
Since 1998

# New products



中山市捷宝电子电器有限公司(以下简称“捷宝”)成立于1998年,专业开发和生产池塘水泵、灯具、池塘过滤器、喷泉水泵及水族器材,产品适用于喷泉、流水景观、池塘过滤、家居装饰、工艺品等。

自成立以来,捷宝始终将控制产品质量放在首位,以市场为背景,不断研发新产品为企业注入新的发展动力,同时不忘加强公司内部管理。现已获得GS、UL、CUL、BS、SAA等国际认证。

捷宝不但在国内市场享有良好的口碑,产品还远销美国、加拿大、英国、德国、新加坡等30多个国家和地区,被国外客户所称道。

“品质第一,顾客至上”是捷宝的宗旨,我们诚挚地希望与国内外朋友开创辉煌的明天。

Jebao Co. Ltd is a leading manufacturer in the professional water garden market. We are professionally developing and manufacturing pond accessories, fountain pumps, lights and aquarium accessories. Our diversified lines of products are suitable for fountains, water landscapes, pool filter, home decoration and handicrafts with different requirements.

Since its establishment in 1998, Jebao is proudly manufacturing high quality and innovative products. We give priority to controlling product quality. And innovation is also our key focus as we have passion to constantly developing new products. We have recently developed of a new line of eco pumps which can save energy up to 50%. At the mean time, Jebao strengthens the internal control and management of our company.

Jebao has obtained GS, UL, CUL, BS, SAA and many other international certifications. Jebao not only enjoys a good reputation in the domestic market, but also plays in the global market with products exported to more than 30 countries in the world such as the United States, Canada, UK, Germany and Singapore, etc.

“Quality first, Customer first” is the mission of Jebao. We sincerely hope that we and all the domestic and foreign friends around the world create a brilliant tomorrow together.

中山市捷宝电子电器有限公司  
Jebao Co., Ltd



## P115-116 DCP5000/20000



## P112 CP25/40



## P129 AL-75



## P06-08 TSP10000/35000



## P128 AK-60



## P129 AL-150



# Contents

<b>P06-08</b> TSP10000/35000 	<b>P09-10</b> XOB3500/10000 XOB32000LV/13300LV XOB25000/50000 	<b>P11</b> XTP3500/10000 XTP3500LV/1000LV 	<b>P12</b> OEP3500/12000 OEP3500LV/12000LV 	<b>P44</b> USP650-12000 	<b>P45</b> JKP16000/55000 	<b>P46</b> LP16000/55000 	<b>P47-48</b> KF16000/55000 ZLP40000/70000 
<b>P13</b> OFE3000/20000 OFE3000LV/1500LV 	<b>P14</b> SME3500/10000 SME3500LV/1000LV 	<b>P15</b> SME3000/20000 SME12000LV/1500LV 	<b>P16</b> SME25000 	<b>P49-50</b> ESP3200/10000 JSP35000/40000 	<b>P51</b> JFP15000/30000 	<b>P52-53</b> PC-1/PC-3 	<b>P55-57</b> FA350/5000 
<b>P17</b> CM3000/10000 CM3000LV/1000LV 	<b>P18</b> CM13000/20000 CM12000LV/15000LV 	<b>P19</b> DM13000/10000 DM13000LV/10000LV 	<b>P20</b> DM13000/20000 DM12000LV/15000LV 	<b>P58-59</b> FA1500F/5000F 	<b>P60</b> SPG1000/4000 	<b>P61-62</b> PF750/5000 	<b>P63-64</b> WPG200-2000 
<b>P21</b> ME2500/12000 	<b>P22-23</b> DT4000/12000 DA3000/5000 	<b>P24-25</b> HM3500/20000 TM3500/10000 	<b>P26</b> AE2500/3500 	<b>P65-66</b> SP1000/5000 	<b>P67-69</b> WP350/5000 	<b>P70-71</b> 399F/3500F 	<b>P72</b> LP250/400/500 600/1000 
<b>P27</b> EC-1 	<b>P28-29</b> EKP16000/30000 ELP16000/30000 	<b>P31-32</b> FTP3200/18000 ATP3200/18000 	<b>P33</b> AMP3200/18000 	<b>P73-74</b> 300/LV-377/500LV 900/388/399LV 	<b>P76-77</b> BF6000E/15000E 	<b>P78</b> ECF10000/15000 	<b>P79</b> PF10E/20E/30E/40E 
<b>P34-36</b> FT3200/18000 ETX10000/35000 	<b>P37-40</b> APP800/12500 	<b>P41-42</b> EGP650/9000 JGP3000/18000 	<b>P43</b> OXY-P150/P250/P350 	<b>P80</b> CF10/20/30 	<b>P81</b> UBF6000E/12000E 	<b>P82</b> UBF-18000/25000 	<b>P83</b> UIF1500/2000 



# Innovative electronic motors

## 电子变频水泵

### Facts:

- High performance motor with innovative electronics, and energy saving up to 65%
- IC electronic detection, automatic power-off protection upon no water
- Motor Protection if rotor is blocked
- High pump heads and larger flow
- Can pump dirt particles of size up to 6 mm
- Adopt wear proof ceramic shaft which can be used in a longer time

### 特点:

- 采用先进变频电子技术的高效电机，节省能源65%
- IC电子检测，无水自动断电保护
- 堵转保护功能
- 高扬程，大流量
- 抽取尘粒直径达6MM
- 采用耐磨陶瓷轴，寿命长

# 变频调速泵 Electronic Pump

Jebao®  
捷寶

## Application:

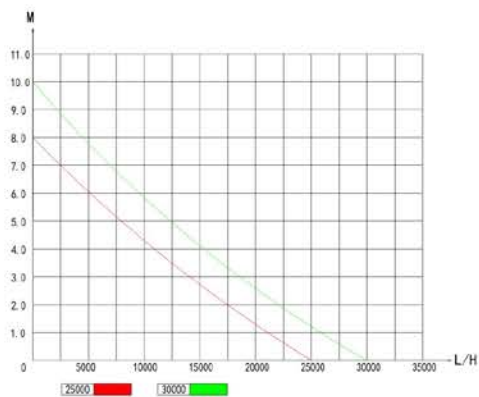
- Fountain displays
- Waterfalls
- Brooks
- Gargoyles
- Natural stone fountains
- Filter operations
- Water circulations

## 应用:

- 喷泉造景
- 瀑布造景
- 小溪造景
- 滴水造景
- 天然石喷泉
- 水过滤
- 水循环

Adjustable flow  
可调流量

External control  
外接控制器



Model 型号	Voltage 电压	watts 功率	Inlet/Outlet(inch) 进/出水口尺寸	Q max.(l/h) 流量	H max.(m) 扬程
TSP-25000	220-240V 50Hz	250	2" / 2"	25000	8.0
TSP-30000	220-240V 50Hz	385	2" / 2"	30000	10.0

# 变频调速泵 Electronic Pump

Jebao®  
捷寶

## Application:

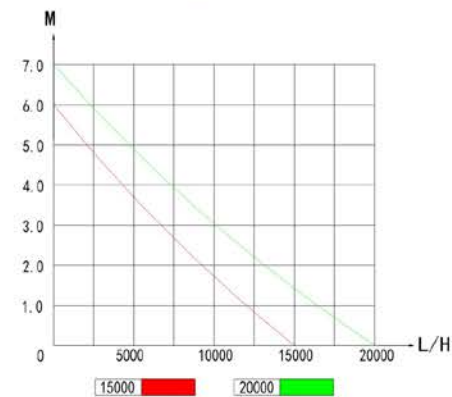
- Fountain displays
- Waterfalls
- Brooks
- Gargoyles
- Natural stone fountains
- Filter operations
- Water circulations

## 应用:

- 喷泉造景
- 瀑布造景
- 小溪造景
- 滴水造景
- 天然石喷泉
- 水过滤
- 水循环

Adjustable flow  
可调流量

External control  
外接控制器



Model 型号	Voltage 电压	watts 功率	Inlet/Outlet(inch) 进/出水口尺寸	Q max.(l/h) 流量	H max.(m) 扬程
TSP-15000	220-240V 50Hz	135	2" / 2"	15000	6.0
TSP-20000	220-240V 50Hz	185	2" / 2"	20000	7.0

# 变频调速泵 Electronic Pump

Jebao®  
捷寶

## Application:

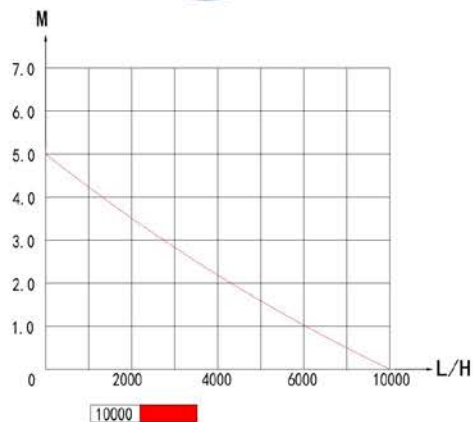
- Fountain displays
- Waterfalls
- Brooks
- Gargoyles
- Natural stone fountains
- Filter operations
- Water circulations

## 应用:

- 喷泉造景
- 瀑布造景
- 小溪造景
- 滴水造景
- 天然石喷泉
- 水过滤
- 水循环

Adjustable flow  
可调流量

External control  
外接控制器



Model 型号	Voltage 电压	watts 功率	Inlet/Outlet(Inch) 进/出水口尺寸	Q max.(l/h) 流量	H max.(m) 扬程
TSP-10000	220-240V 50Hz	85	1½" / 1½"	10000	5.0

# 超节能泵 Super ECO Pump

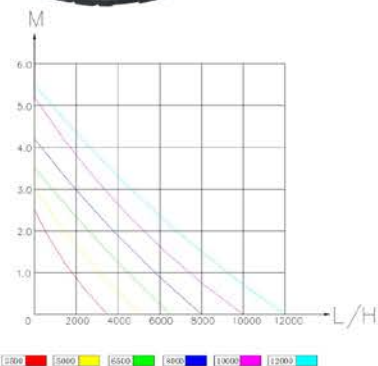
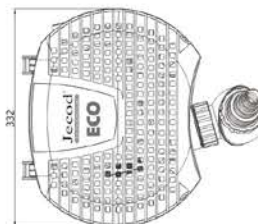
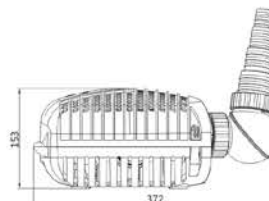
Jebao®  
捷寶

## Application:

- Fountain displays
- Waterfalls
- Brooks
- Gargoyles
- Natural stone fountains
- Filter operations
- Water circulations

## 应用:

- 喷泉造景
- 瀑布造景
- 小溪造景
- 滴水造景
- 天然石喷泉
- 水过滤
- 水循环



Model 型号	Voltage 电压	watts 功率	Q max.(l/h) 流量	H max.(m) 扬程	Package LxWxH(mm) 包装尺寸
XOE-3500	220-240V 50Hz 120V 60Hz	14	3500	2.5	390x360x175
XOE-5000	220-240V 50Hz 120V 60Hz	22	5000	3.0	390x360x175
XOE-6500	220-240V 50Hz 120V 60Hz	32	6500	3.5	390x360x175
XOE-8000	220-240V 50Hz 120V 60Hz	42	8000	4.2	390x360x175
XOE-10000	220-240V 50Hz 120V 60Hz	63	10000	5.2	390x360x175
XOE-12000	220-240V 50Hz 120V 60Hz	85	12000	5.5	390x360x175
XOE-3500LV	AC 12V	14	3500	2.5	390x360x175
XOE-5000LV	AC 12V	22	5000	3.0	390x360x175
XOE-6500LV	AC 12V	32	6500	3.5	390x360x175
XOE-8000LV	AC 12V	42	8000	4.2	390x360x175
XOE-10000LV	AC 12V	63	10000	5.2	390x360x175
XOE-12000LV	AC 12V	85	12000	5.5	390x360x175

# 超节能泵 Super ECO Pump

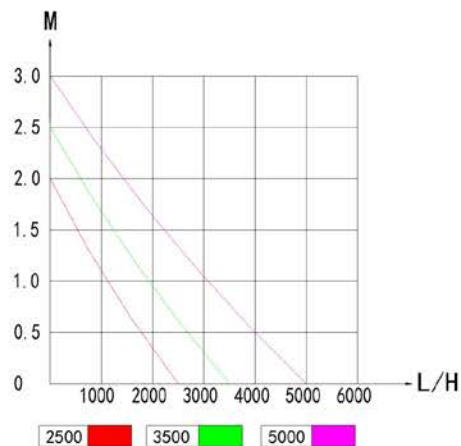
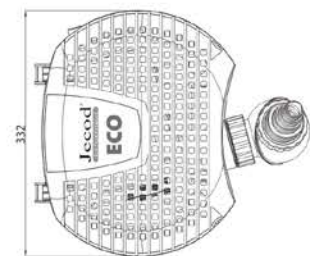
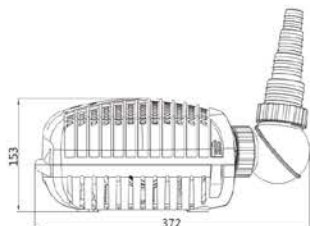
Jebao®  
捷寶

## Application:

- Fountain displays
- Waterfalls
- Brooks
- Gargoyles
- Natural stone fountains
- Filter operations
- Water circulations

## 应用:

- 喷泉造景
- 瀑布造景
- 小溪造景
- 滴水造景
- 天然石喷泉
- 水过滤
- 水循环



Model 型号	Voltage 电压	watts 功率	Q max. (l/h) 流量	H max. (m) 扬程	Package LxWxH(mm) 包装尺寸
XOE-2500S	220-240V 50Hz 120V 60Hz	10	2500	2.0	390x360x175
XOE-3500S	220-240V 50Hz 120V 60Hz	14	3500	2.5	390x360x175
XOE-5000S	220-240V 50Hz 120V 60Hz	22	5000	3.0	390x360x175

# 电子泵 Electronic Pump

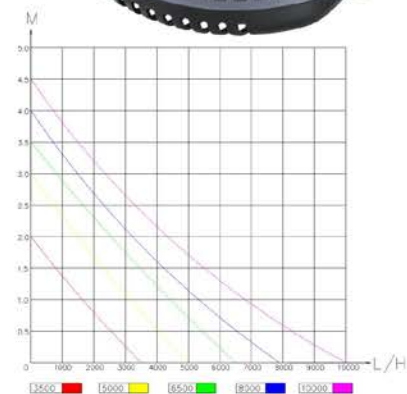
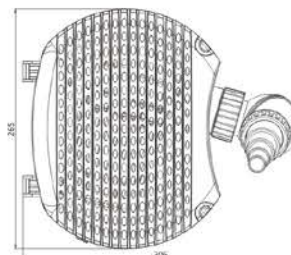
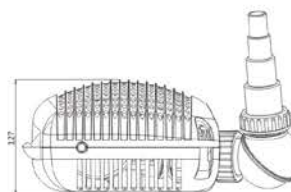
Jebao®  
捷寶

## Application:

- Fountain displays
- Waterfalls
- Brooks
- Gargoyles
- Natural stone fountains
- Filter operations
- Water circulations

## 应用:

- 喷泉造景
- 瀑布造景
- 小溪造景
- 滴水造景
- 天然石喷泉
- 水过滤
- 水循环



Model 型号	Voltage 电压	watts 功率	Q max. (l/h) 流量	H max. (m) 扬程	Outlet 出水口	Package LxWxH(mm) 包装尺寸
XTP-3500	220-240V 50Hz 120V 60Hz	16	3500	2.0	3/4" 1" 1 1/4" 1 1/2"	300x300x140
XTP-5000	220-240V 50Hz 120V 60Hz	26	5000	3.0	3/4" 1" 1 1/4" 1 1/2"	300x300x140
XTP-6500	220-240V 50Hz 120V 60Hz	38	6500	3.5	3/4" 1" 1 1/4" 1 1/2"	300x300x140
XTP-8000	220-240V 50Hz 120V 60Hz	50	8000	4.0	3/4" 1" 1 1/4" 1 1/2"	300x300x140
XTP-10000	220-240V 50Hz 120V 60Hz	68	10000	4.5	3/4" 1" 1 1/4" 1 1/2"	300x300x140
XTP-3500LV	AC 12V	16	3500	2.0	3/4" 1" 1 1/4" 1 1/2"	300x300x140
XTP-5000LV	AC 12V	26	5000	3.0	3/4" 1" 1 1/4" 1 1/2"	300x300x140
XTP-6500LV	AC 12V	38	6500	3.5	3/4" 1" 1 1/4" 1 1/2"	300x300x140
XTP-8000LV	AC 12V	50	8000	4.0	3/4" 1" 1 1/4" 1 1/2"	300x300x140
XTP-10000LV	AC 12V	68	10000	4.5	3/4" 1" 1 1/4" 1 1/2"	300x300x140

# 超节能泵 Super ECO Pump

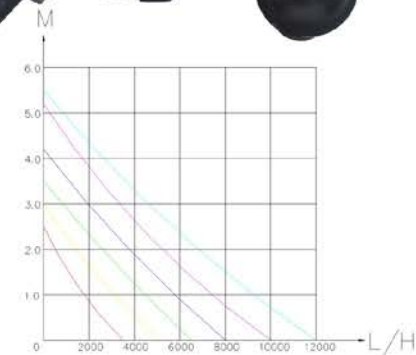
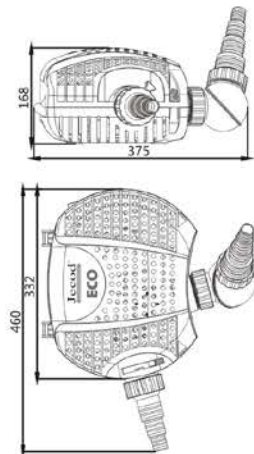
Jebao®  
捷寶

## Application:

- Fountain displays
- Waterfalls
- Brooks
- Gargoyles
- Natural stone fountains
- Filter operations
- Water circulations

## 应用:

- 喷泉造景
- 瀑布造景
- 小溪造景
- 滴水造景
- 天然石喷泉
- 水过滤
- 水循环



Model 型号	Voltage 电压	watts 功率	Q max. (l/h) 流量	H max. (m) 扬程	Package LxWxH (mm) 包装尺寸
OEP-3500	220-240V 50Hz 120V 60Hz	14	3500	2.5	430x300x180
OEP-5000	220-240V 50Hz 120V 60Hz	22	5000	3.0	430x300x180
OEP-6500	220-240V 50Hz 120V 60Hz	32	6500	3.5	430x300x180
OEP-8000	220-240V 50Hz 120V 60Hz	42	8000	4.2	430x300x180
OEP-10000	220-240V 50Hz 120V 60Hz	63	10000	5.2	430x300x180
OEP-12000	220-240V 50Hz 120V 60Hz	85	12000	5.5	430x300x180
OEP-3500LV	AC 12V	14	3500	2.5	430x300x180
OEP-5000LV	AC 12V	22	5000	3.0	430x300x180
OEP-6500LV	AC 12V	32	6500	3.5	430x300x180
OEP-8000LV	AC 12V	42	8000	4.2	430x300x180
OEP-10000LV	AC 12V	63	10000	5.2	430x300x180
OEP-12000LV	AC 12V	85	12000	5.5	430x300x180

# 电子泵 Electronic Pump

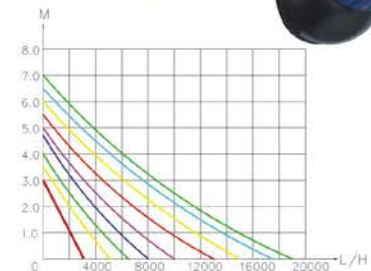
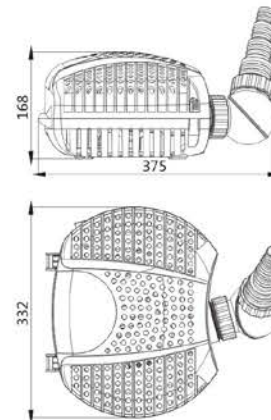
Jebao®  
捷寶

## Application:

- Fountain displays
- Waterfalls
- Brooks
- Gargoyles
- Natural stone fountains
- Filter operations
- Water circulations

## 应用:

- 喷泉造景
- 瀑布造景
- 小溪造景
- 滴水造景
- 天然石喷泉
- 水过滤
- 水循环



Model 型号	Voltage 电压	watts 功率	Q max. (l/h) 流量	H max. (m) 扬程	Package LxWxH (mm) 包装尺寸
OFE-3000	220-240V 50Hz 120V 60Hz	25	3000	3.0	390x360x175
OFE-5000	220-240V 50Hz 120V 60Hz	40	5000	3.5	390x360x175
OFE-6500	220-240V 50Hz 120V 60Hz	50	6500	4.0	390x360x175
OFE-8000	220-240V 50Hz 120V 60Hz	70	8000	4.5	390x360x175
OFE-10000	220-240V 50Hz 120V 60Hz	85	10000	5.0	390x360x175
OFE-13000	220-240V 50Hz 120V 60Hz	110	13000	5.5	390x360x175
OFE-15000	220-240V 50Hz 120V 60Hz	135	15000	6.0	390x360x175
OFE-18000	220-240V 50Hz 120V 60Hz	170	17500	6.5	390x360x175
OFE-20000	220-240V 50Hz 120V 60Hz	200	19000	7.0	390x360x175
OFE-3000LV	AC 12V	30	3000	3.0	390x360x175
OFE-5000LV	AC 12V	40	5000	3.5	390x360x175
OFE-6500LV	AC 12V	50	6500	4.0	390x360x175
OFE-8000LV	AC 12V	70	8000	4.5	390x360x175
OFE-10000LV	AC 12V	85	10000	5.0	390x360x175
OFE-12000LV	AC 12V	90	12000	5.5	390x360x175
OFE-15000LV	AC 12V	135	15000	6.0	390x360x175



# 电子泵 Electronic Pump

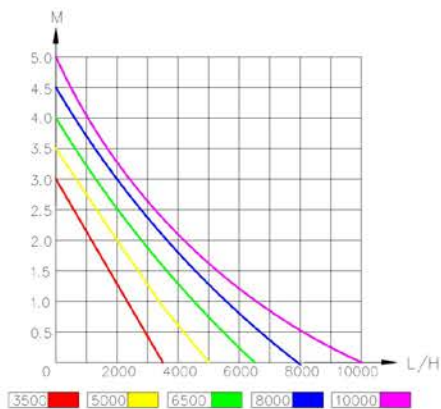
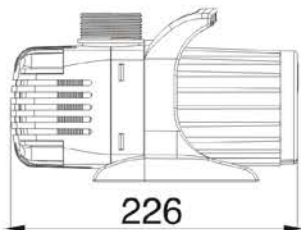
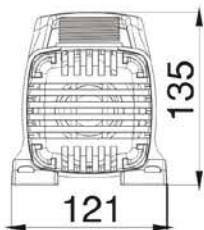
Jebao®  
捷寶

## Application:

- Fountain displays
- Waterfalls
- Brooks
- Gargoyles
- Natural stone fountains
- Filter operations
- Water circulations
- Non-submersible installation

## 应用:

- 喷泉造景
- 瀑布造景
- 小溪造景
- 滴水造景
- 天然石喷泉
- 水过滤
- 水循环
- 陆上安装



Model 型号	Voltage 电压	watts 功率	Q max.(l/h) 流量	H max.(m) 扬程	Package LxWxH(mm) 包装尺寸
SME-3000	220-240V 50Hz 120V 60Hz	25	3000	3.0	260x210x150
SME-5000	220-240V 50Hz 120V 60Hz	40	5000	3.5	260x210x150
SME-6500	220-240V 50Hz 120V 60Hz	50	6500	4.0	260x210x150
SME-8000	220-240V 50Hz 120V 60Hz	70	8000	4.5	260x210x150
SME-10000	220-240V 50Hz 120V 60Hz	85	10000	5.0	260x210x150
SME-3000LV	AC 12V	30	3000	3.0	260x210x150
SME5000LV	AC 12V	40	5000	3.5	260x210x150
SME-6500LV	AC 12V	50	6500	4.0	260x210x150
SME-8000LV	AC 12V	70	8000	4.5	260x210x150
SME-10000LV	AC 12V	85	10000	5.0	260x210x150

# 电子泵 Electronic Pump

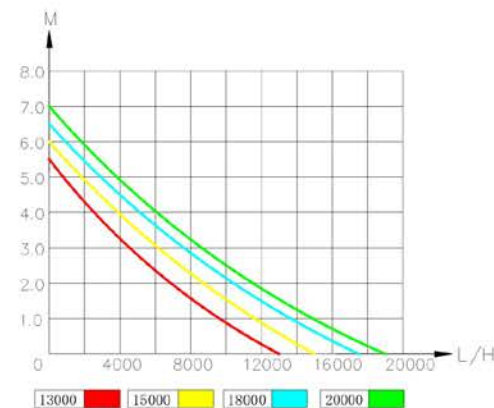
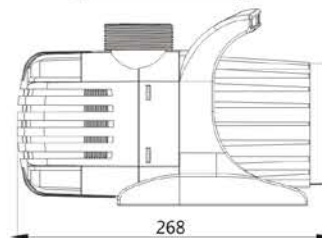
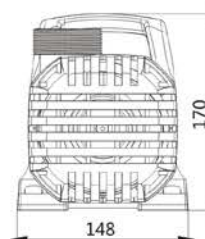
Jebao®  
捷寶

## Application:

- Fountain displays
- Waterfalls
- Brooks
- Gargoyles
- Natural stone fountains
- Filter operations
- Water circulations
- Non-submersible installation

## 应用:

- 喷泉造景
- 瀑布造景
- 小溪造景
- 滴水造景
- 天然石喷泉
- 水过滤
- 水循环
- 陆上安装



Model 型号	Voltage 电压	watts 功率	Q max.(l/h) 流量	H max.(m) 扬程	Package LxWxH(mm) 包装尺寸
SME-13000	220-240V 50Hz 120V 60Hz	110	13000	5.5	305x235x185
SME-15000	220-240V 50Hz 120V 60Hz	135	15000	6.0	305x235x185
SME-18000	220-240V 50Hz 120V 60Hz	170	17500	6.5	305x235x185
SME-20000	220-240V 50Hz 120V 60Hz	200	19000	7.0	305x235x185
SME-12000LV	AC 12V	90	12000	5.5	305x235x185
SME-15000LV	AC 12V	135	15000	6.0	305x235x185

# 电子泵 Electronic Pump

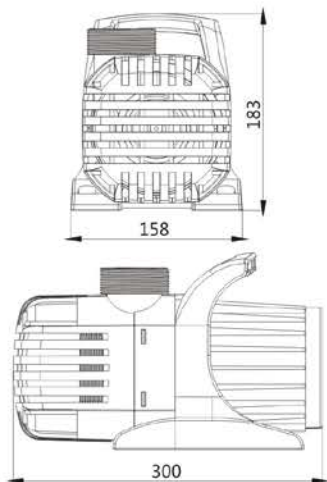
Jebao®  
捷寶

## Application:

- Fountain displays
- Waterfalls
- Brooks
- Gargoyles
- Natural stone fountains
- Filter operations
- Water circulations
- Non-submersible installation

## 应用:

- 喷泉造景
- 瀑布造景
- 小溪造景
- 滴水造景
- 天然石喷泉
- 水过滤
- 水循环
- 陆上安装



Model 型号	Voltage 电压	watts 功率	Q max.(l/h) 流量	H max.(m) 扬程	Package LxWxH(mm) 包装尺寸
SME-25000	220-240V 50Hz 120V 60Hz	300	25000	8.0	470x185x200

# 电子泵 Electronic Pump

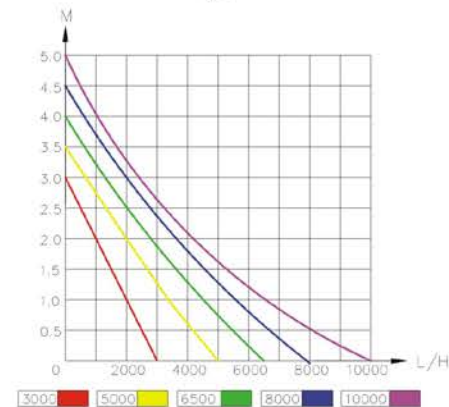
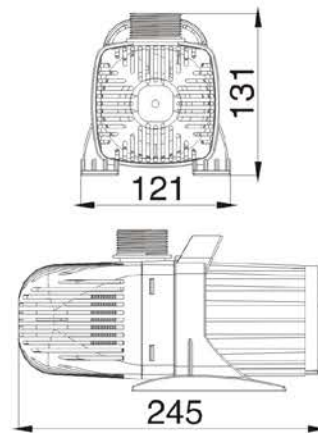
Jebao®  
捷寶

## Application:

- Fountain displays
- Waterfalls
- Brooks
- Gargoyles
- Natural stone fountains
- Filter operations
- Water circulations
- Non-submersible installation

## 应用:

- 喷泉造景
- 瀑布造景
- 小溪造景
- 滴水造景
- 天然石喷泉
- 水过滤
- 水循环
- 陆上安装



Model 型号	Voltage 电压	watts 功率	Q max.(l/h) 流量	H max.(m) 扬程	Package LxWxH(mm) 包装尺寸
CM-3000	220-240V 50Hz 120V 60Hz	25	3000	3.0	275x170x135
CM-5000	220-240V 50Hz 120V 60Hz	40	5000	3.5	275x170x135
CM-6500	220-240V 50Hz 120V 60Hz	50	6500	4.0	275x170x135
CM-8000	220-240V 50Hz 120V 60Hz	70	8000	4.5	275x170x135
CM-10000	220-240V 50Hz 120V 60Hz	85	10000	5.0	275x170x135
CM-3000LV	AC 12V	30	3000	3.0	275x170x135
CM-5000LV	AC 12V	40	5000	3.5	275x170x135
CM-6500LV	AC 12V	50	6500	4.0	275x170x135
CM-8000LV	AC 12V	70	8000	4.5	275x170x135
CM-10000LV	AC 12V	85	10000	5.0	275x170x135

# 电子泵 Electronic Pump

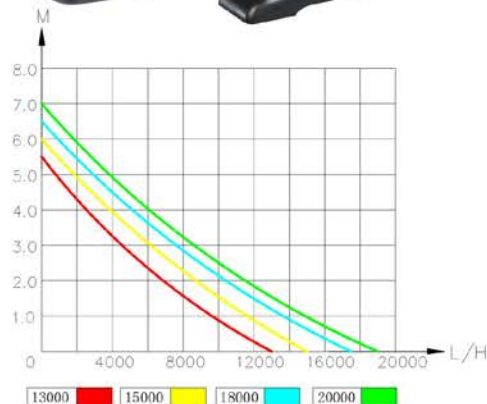
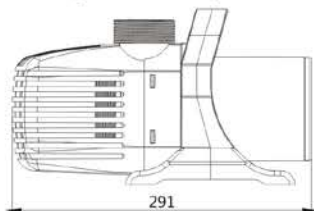
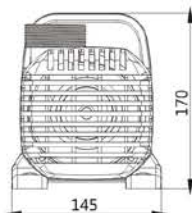
Jebao®  
捷寶

## Application:

- Fountain displays
- Waterfalls
- Brooks
- Gargoyles
- Natural stone fountains
- Filter operations
- Water circulations
- Non-submersible installation

## 应用:

- 喷泉造景
- 瀑布造景
- 小溪造景
- 滴水造景
- 天然石喷泉
- 水过滤
- 水循环
- 陆上安装



13000 15000 18000 20000

Model 型号	Voltage 电压	watts 功率	Q: max.(l/h) 流量	H max.(m) 扬程	Package LxWxH(mm) 包装尺寸
CM-13000	220-240V 50Hz 120V 60Hz	110	13000	5.5	325x175x195
CM-15000	220-240V 50Hz 120V 60Hz	135	15000	6.0	325x175x195
CM-18000	220-240V 50Hz 120V 60Hz	170	17500	6.5	325x175x195
CM-20000	220-240V 50Hz 120V 60Hz	200	19000	7.0	325x175x195
CM-12000LV	AC 12V	90	12000	5.5	325x175x195
CM-15000LV	AC 12V	135	15000	6.0	325x175x195

# 电子泵 Electronic Pump

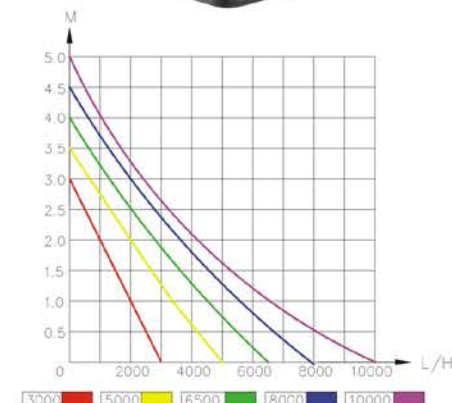
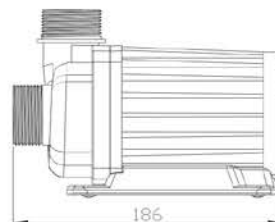
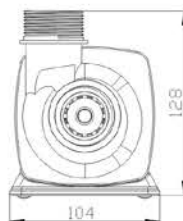
Jebao®  
捷寶

## Application:

- Fountain displays
- Waterfalls
- Brooks
- Gargoyles
- Natural stone fountains
- Filter operations
- Water circulations
- Non-submersible installation

## 应用:

- 喷泉造景
- 瀑布造景
- 小溪造景
- 滴水造景
- 天然石喷泉
- 水过滤
- 水循环
- 陆上安装



3000 5000 6500 8000 10000

Model 型号	Voltage 电压	watts 功率	Q: max.(l/h) 流量	H max.(m) 扬程	Dim. LxWxH(mm) 尺寸	Package LxWxH(mm) 包装尺寸
DM-3000	220-240V 50Hz 120V 60Hz	25	3000	3.0	188X104X128	260x175x185
DM-5000	220-240V 50Hz 120V 60Hz	40	5000	3.5	188X104X128	260x175x185
DM-6500	220-240V 50Hz 120V 60Hz	50	6500	4.0	188X104X128	260x175x185
DM-8000	220-240V 50Hz 120V 60Hz	70	8000	4.5	188X104X128	260x175x185
DM-10000	220-240V 50Hz 120V 60Hz	85	10000	5.0	188X104X128	260x175x185
DM-3000LV	AC 12V	30	3000	3.0	188X104X128	260x175x185
DM-5000LV	AC 12V	40	5000	3.5	188X104X128	260x175x185
DM-6500LV	AC 12V	50	6500	4.0	188X104X128	260x175x185
DM-8000LV	AC 12V	70	8000	4.5	188X104X128	260x175x185
DM-10000LV	AC 12V	85	10000	5.0	188X104X128	260x175x185

# 电子泵 Electronic Pump

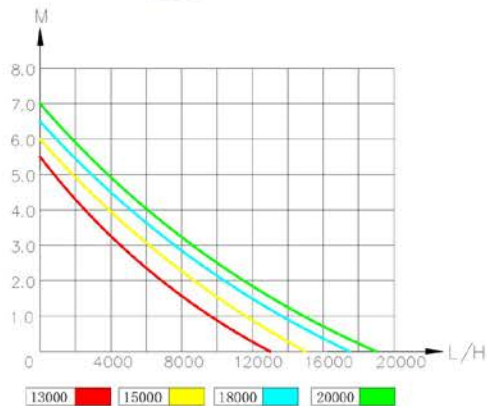
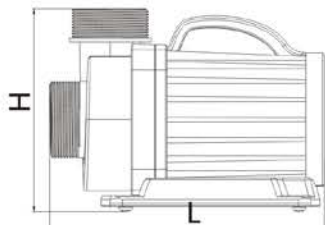
Jebao®  
捷寶

## Application:

- Fountain displays
- Waterfalls
- Brooks
- Gargoyles
- Natural stone fountains
- Filter operations
- Water circulations
- Non-submersible installation

## 应用:

- 喷泉造景
- 瀑布造景
- 小溪造景
- 滴水造景
- 天然石喷泉
- 水过滤
- 水循环
- 陆上安装



Model 型号	Voltage 电压	watts 功率	Q max. (l/h) 流量	H max. (m) 扬程	Dim. LxWxH(mm) 尺寸	Package LxWxH(mm) 包装尺寸
DM-13000	220-240V 50Hz 120V 60Hz	110	13000	5.5	215X126X155	325x175x195
DM-15000	220-240V 50Hz 120V 60Hz	135	15000	6.0	215X126X155	325x175x195
DM-18000	220-240V 50Hz 120V 60Hz	170	17500	6.5	215X126X155	325x175x195
DM-20000	220-240V 50Hz 120V 60Hz	200	19000	7.0	234X158X183	325x175x195
DM-12000LV	AC 12V	90	12000	5.5	215X126X155	325x175x195
DM-15000LV	AC 12V	135	15000	6.0	234X158X183	325x175x195

# 电子泵 Electronic Pump

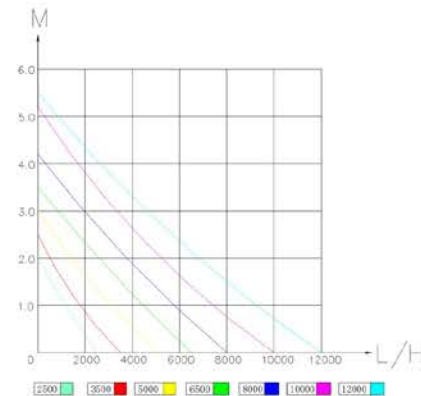
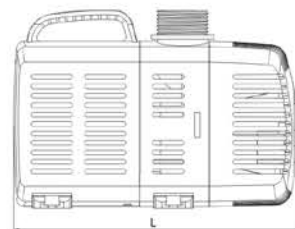
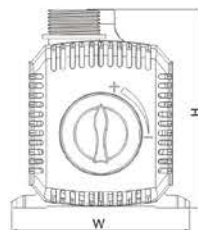
Jebao®  
捷寶

## Application:

- Fountain displays
- Waterfalls
- Brooks
- Gargoyles
- Natural stone fountains
- Filter operations
- Water circulations

## 应用:

- 喷泉造景
- 瀑布造景
- 小溪造景
- 滴水造景
- 天然石喷泉
- 水过滤
- 水循环

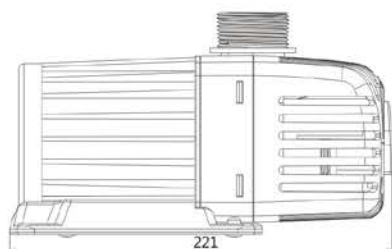
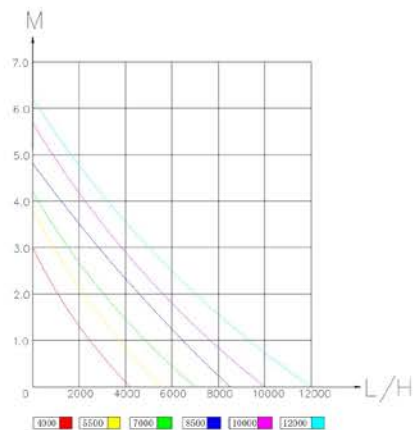
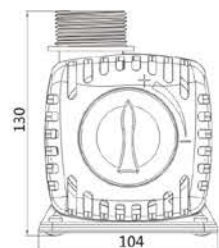


Model 型号	Voltage 电压	watts 功率	Q max. (l/h) 流量	H max. (m) 扬程	Outlet 出水口	Dim. LxWxH(mm) 产品尺寸
ME-2500	220-240V 50Hz 120V 60Hz	10	2500	2.0	¾" 1" 1¼"	183x113x126
ME-3500	220-240V 50Hz 120V 60Hz	12	3500	2.5	¾" 1" 1¼"	183x113x126
ME-5500	220-240V 50Hz 120V 60Hz	22	5500	3.0	¾" 1" 1¼"	183x113x126
ME-6500	220-240V 50Hz 120V 60Hz	32	6500	3.5	¾" 1" 1¼" 1½"	209x128x147
ME-8000	220-240V 50Hz 120V 60Hz	42	8000	4.2	¾" 1" 1¼" 1½"	209x128x147
ME-10000	220-240V 50Hz 120V 60Hz	63	10000	5.2	¾" 1" 1¼" 1½"	209x128x147
ME-12000	220-240V 50Hz 120V 60Hz	85	12000	5.5	¾" 1" 1¼" 1½"	209x128x147

# 水族变频泵 ECO Pump

Jebao®  
捷寶

- High performance with innovative electronics motor, and energy saving up to 65%
  - Super quiet operation
  - IC electronic detection, automatic power-off protection upon no water
  - Motor protection if rotor is blocked
  - Used in marine water and fresh water
  - No copper element
  - With wear-resistant ceramic shaft, longer operation life
- 变频技术, 高效节能
  - 超静音
  - IC电子检测, 无水自动断电保护
  - 堵转保护功能
  - 适用于海水、淡水使用
  - 无铜元素
  - 采用耐磨陶瓷轴, 寿命长

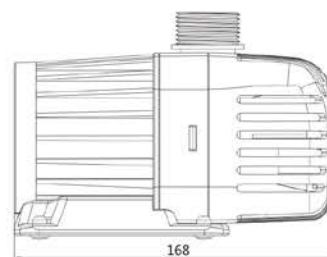
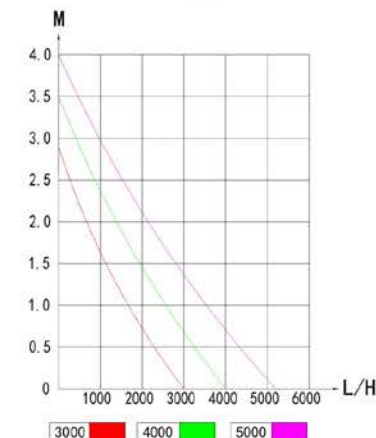
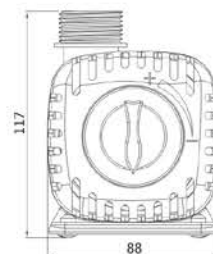


Model 型号	Voltage 电压	Watts 功率	Q max. (l/h) 流量	H max. (m) 扬程	Package LxWxH(mm) 包装尺寸
DT-4000	220V 50Hz	33	4200	3.0	260X175X185
DT-5500	220V 50Hz	44	5500	3.8	260X175X185
DT-7000	220V 50Hz	55	7000	4.2	260X175X185
DT-8500	220V 50Hz	62	8500	4.8	260X175X185
DT-10000	220V 50Hz	75	10000	5.7	260X175X185
DT-12000	220V 50Hz	85	12000	6.2	260X175X185

# 水族变频泵 ECO Pump

Jebao®  
捷寶

- High performance with innovative electronics motor, and energy saving up to 65%
  - Super quiet operation
  - IC electronic detection, automatic power-off protection upon no water
  - Motor protection if rotor is blocked
  - Used in marine water and fresh water
  - No copper element
  - With wear-resistant ceramic shaft, longer operation life
- 变频技术, 高效节能
  - 超静音
  - IC电子检测, 无水自动断电保护
  - 堵转保护功能
  - 适用于海水、淡水使用
  - 无铜元素
  - 采用耐磨陶瓷轴, 寿命长



Model 型号	Voltage 电压	Watts 功率	Q max. (l/h) 流量	H max. (m) 扬程	Package LxWxH(mm) 包装尺寸
DA-3000	220V 50Hz	25	3000	2.8	205X140X130
DA-4000	220V 50Hz	35	4000	3.5	205X140X130
DA-5000	220V 50Hz	40	5200	4.0	205X140X130

# 电子泵 Electronic Pump

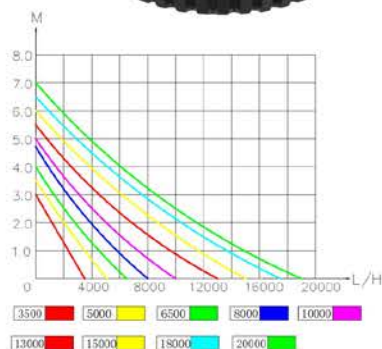
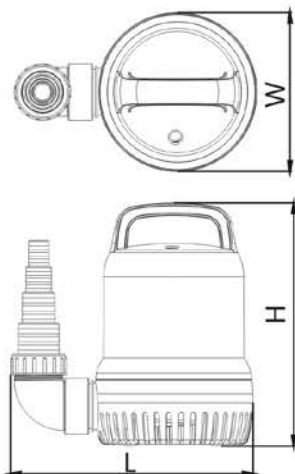
Jebao®  
捷寶

## Application:

- Fountain displays
- Waterfalls
- Brooks
- Gargoyles
- Natural stone fountains
- Filter operations
- Water circulations

## 应用:

- 喷泉造景
- 瀑布造景
- 小溪造景
- 滴水造景
- 天然石喷泉
- 水过滤
- 水循环



Model 型号	Voltage 电压	watts 功率	Q max. (l/h) 流量	H max. (m) 扬程	Dim. LxWxH (mm) 尺寸	Package LxWxH (mm) 包装尺寸
HM-3500	220-240V 50Hz 120V 60Hz	25	3500	3.0	235X155X238	255x175x290
HM-5000	220-240V 50Hz 120V 60Hz	40	5000	3.5	235X155X238	255x175x290
HM-6500	220-240V 50Hz 120V 60Hz	50	6500	4.0	235X155X238	255x175x290
HM-8000	220-240V 50Hz 120V 60Hz	70	8000	4.5	235X155X238	255x175x290
HM-10000	220-240V 50Hz 120V 60Hz	85	10000	5.0	235X155X238	255x175x290
HM-13000	220-240V 50Hz 120V 60Hz	110	13000	5.5	235X155X280	255x175x290
HM-15000	220-240V 50Hz 120V 60Hz	135	15000	6.0	235X155X280	255x175x290
HM-18000	220-240V 50Hz 120V 60Hz	170	17500	6.5	235X155X280	255x175x290
HM-20000	220-240V 50Hz 120V 60Hz	200	19000	7.0	235X155X280	255x175x290

# 电子泵 Electronic Pump

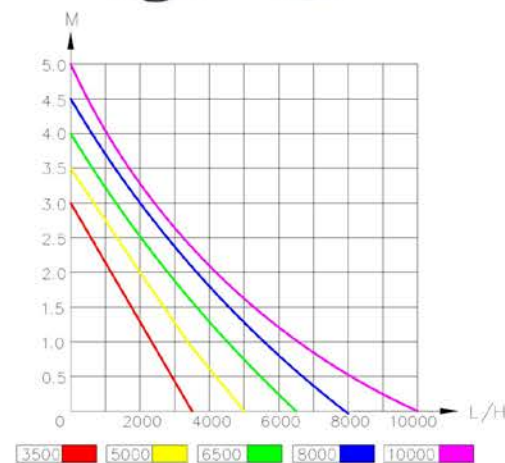
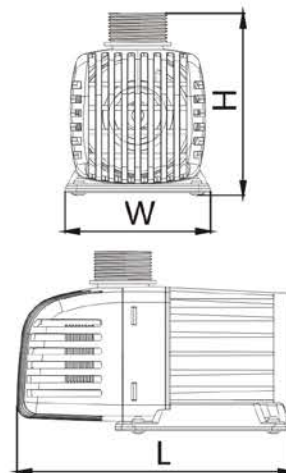
Jebao®  
捷寶

## Application:

- Fountain displays
- Waterfalls
- Brooks
- Gargoyles
- Natural stone fountains
- Filter operations
- Water circulations
- Non-submersible installation

## 应用:

- 喷泉造景
- 瀑布造景
- 小溪造景
- 滴水造景
- 天然石喷泉
- 水过滤
- 水循环
- 陆上安装



Model 型号	watts 功率	Q max. (l/h) 流量	H max. (m) 扬程	Dim. LxWxH (mm) 尺寸	Package LxWxH (mm) 包装尺寸
TM-3500	30	3500	3.0	216X104X130	260x175x185
TM-5000	40	5000	3.5	216X104X130	260x175x185
TM-6500	50	6500	4.0	216X104X130	260x175x185
TM-8000	65	8000	4.5	216X104X130	260x175x185
TM-10000	75	10000	5.0	216X104X130	260x175x185

# 电子泵 Electronic Pump

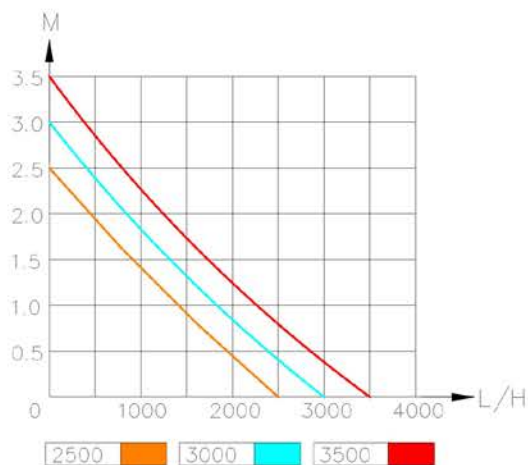
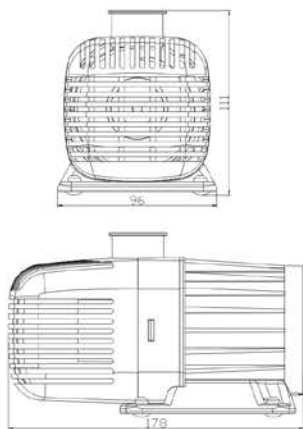
Jebao®  
捷寶

## Application:

- Fountain displays
- Waterfalls
- Brooks
- Gargoyles
- Natural stone fountains
- Filter operations
- Water circulations
- Non-submersible installation

## 应用:

- 喷泉造景
- 瀑布造景
- 小溪造景
- 滴水造景
- 天然石喷泉
- 水过滤
- 水循环
- 陆上安装



Model 型号	Voltage 电压	watts 功率	Q max.(l/h) 流量	H max.(m) 扬程	Package LxWxH(mm) 包装尺寸
AE-2500	220-240V 50Hz 120V 60Hz	22	2500	2.5	205x140x130
AE-3000	220-240V 50Hz 120V 60Hz	30	3000	3.0	205x140x130
AE-3500	220-240V 50Hz 120V 60Hz	35	3500	3.5	205x140x130

# 变频鱼池清洁机 Innovative Pond Cleaner

Jebao®  
捷寶

## EC-1 Pond Cleaner

With a powerful 9000 litre per hour pump EC-1 can remove sludge, leaves, stones and blanket weed.

EC-1 拥有每小时9000升的强大流量，可以吸附泥石、树叶、小石头及杂草。

## Features:

- 6M Smooth bellow reinforced 1.5"
- Remove debris up to 25mm, Max Submerged depth:5M
- Economical 120W motor
- Automatic power-off protection upon no water after 3 minutes
- Motor protection if rotor is blocked
- Safe in use and no harm to adult fish
- Adjustable telescopic handle((1M-2M)

Energy-saving 50%  
better than pond vacuum

## 特点:

- 6米直通管
- 吸附颗粒可达25mm
- 120W电机
- 离水自动断电保护(3分钟)
- 堵转保护
- 对人及大鱼安全
- 可调节手柄长短

比真空吸泥机省电50%

Model 型号	watts 功率	Q max.(l/h) 流量	H max.(m) 扬程	Package LxWxH(mm) 包装尺寸
EC-1	120	9000	4.5	116x260x240



# 变频鱼池泵 Electronic Pump

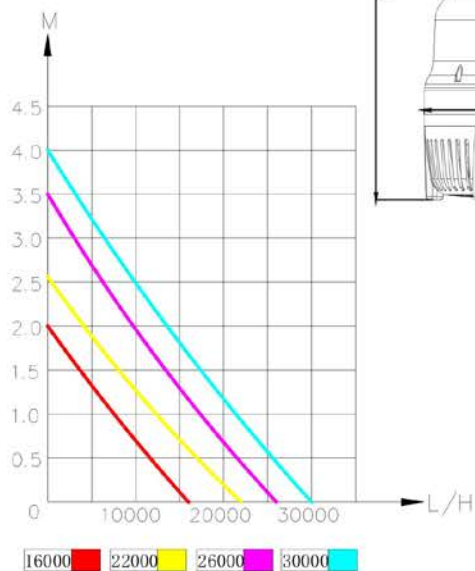
Jebao®  
捷寶

## Application:

- Garden pools
- Koi pond
- Filter operations
- Water circulations

## 适用:

- 花园池塘
- 锦鲤鱼池
- 水过滤
- 水循环



Model 型号	watts 功率	Q max.(l/h) 流量	H max.(m) 扬程	Out (mm) 出水口	Dim. LxWxH(mm) 尺寸	Package LxWxH(mm) 包装尺寸
EKP-16000	75	16000	2.0	Ø75	225X200X600	260x260x680
EKP-22000	95	22000	2.6	Ø75	225X200X600	260x260x680
EKP-26000	135	26000	3.5	Ø110	225X200X640	260x260x680
EKP-30000	200	30000	4.0	Ø110	225X200X640	260x260x680

# 变频鱼池泵 Electronic Pump

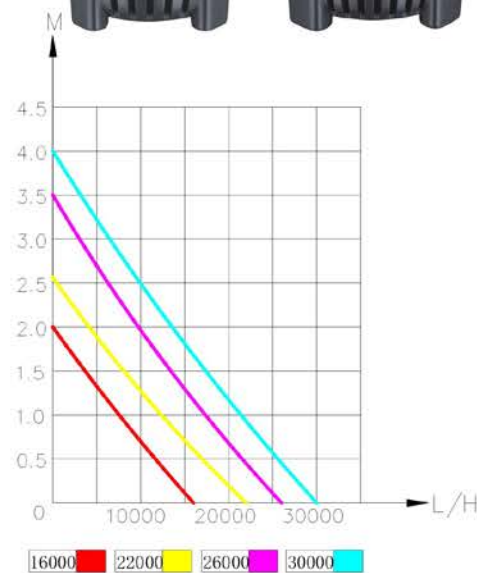
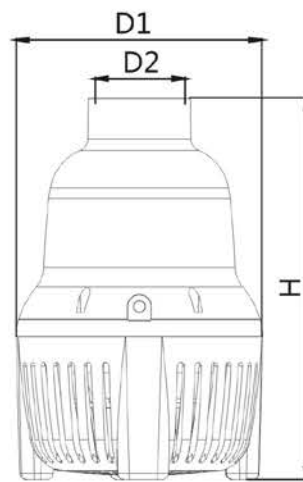
Jebao®  
捷寶

## Application:

- Garden pools
- Koi pond
- Filter operations
- Water circulations

## 适用:

- 花园池塘
- 锦鲤鱼池
- 水过滤
- 水循环



Model 型号	watts 功率	Q max.(l/h) 流量	H max.(m) 扬程	Out (mm) 出水口	Dim. D1xH(mm) 尺寸	Package LxWxH(mm) 包装尺寸
ELP-16000	75	16000	2.0	Ø75	Ø176X305	260x200x335
ELP-22000	95	22000	2.6	Ø75	Ø176X305	260x200x335
ELP-26000	135	26000	3.5	Ø110	Ø197X358	260x200x375
ELP-30000	200	30000	4.0	Ø110	Ø197X358	260x200x375



# Asynchronous motors

## 异步电机水泵

### Facts:

- Energy saving up to 50% with new efficient asynchronous motor.
- Higher pump head and larger water flow.
- Size of particles pumped up to 6mm.
- Adopting wear-proof ceramic shaft to prolong service life.

### 特点:

- 采用新型高效异步电机，节省能源50%
- 高扬程，大流量
- 抽吸尘粒直径达6mm
- 采用耐磨陶瓷轴，寿命长

## 水池泵 Pond Pump

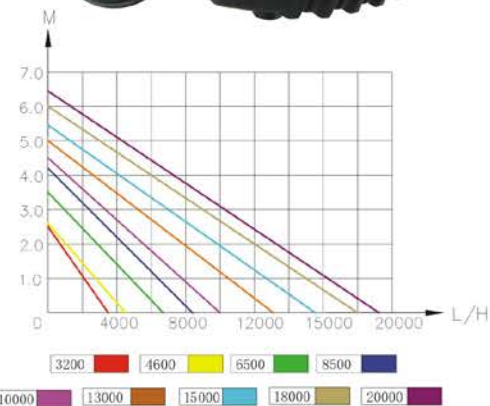
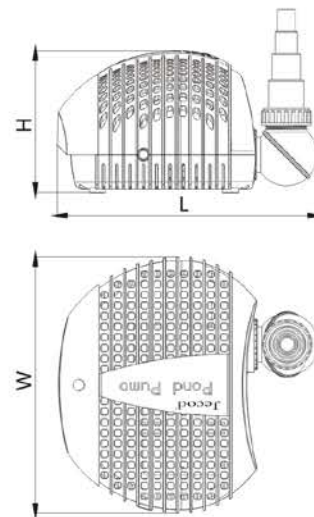
Jebao®  
捷寶

### Application:

- Fountain displays
- Waterfalls
- Brooks
- Gargoyles
- Natural stone fountains
- Filter operations
- Water circulations

### 应用:

- 喷泉造景
- 瀑布造景
- 小溪造景
- 滴水造景
- 天然石喷泉
- 水过滤
- 水循环



Model 型号	watts 功率	Q max.(l/h) 流量	H max.(m) 扬程	Dim. LxWxH(mm) 尺寸	Package LxWxH(mm) 包装尺寸
FTP-3200	30	3200	2.5	292X290X158	350x350x180
FTP-4600	35	4600	2.6	292X290X158	350x350x180
FTP-6500	65	6200	3.5	292X290X158	350x350x180
FTP-8500	95	8200	4.2	292X290X158	350x350x180
FTP-10000	125	10000	4.5	292X290X158	350x350x180
FTP-13000	130	13000	5.0	340X337X173	350x350x180
FTP-15000	180	15000	5.5	340X337X173	350x350x180
FTP-18000	220	17500	6.0	340X337X173	350x350x180
FTP-20000	220	19000	6.5	340X337X173	350x350x180

# 水池泵 Pond Pump


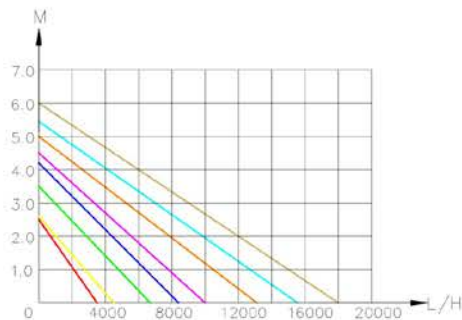
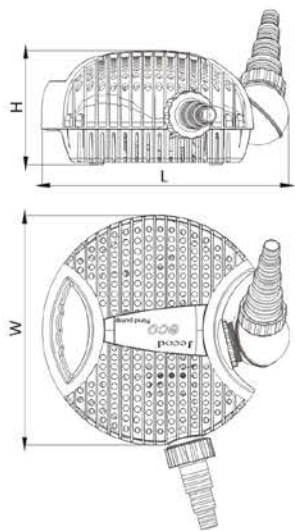
Jebao®  
捷寶

## Application:

- Fountain displays
- Waterfalls
- Brooks
- Gargoyles
- Natural stone fountains
- Filter operations
- Water circulations

## 应用:

- 喷泉造景
- 瀑布造景
- 小溪造景
- 滴水造景
- 天然石喷泉
- 水过滤
- 水循环



Model 型号	watts 功率	Q max.(l/h) 流量	H max.(m) 扬程	Dim. LxWxH(mm) 尺寸	Package LxWxH(mm) 包装尺寸
ATP-3200	30	3200	2.5	350X310X145	390x36x175
ATP-4600	35	4600	2.6	350X310X145	390x36x175
ATP-6500	65	6200	3.5	350X310X145	390x36x175
ATP-8500	95	8200	4.2	350X310X145	390x36x175
ATP-10000	120	10000	4.5	350X310X145	390x36x175
ATP-13000	130	13000	5.0	380X340X160	390x36x175
ATP-16000	180	15500	5.5	380X340X160	390x36x175
ATP-18000	220	17500	6.0	380X340X160	390x36x175

# 水池泵 Pond Pump


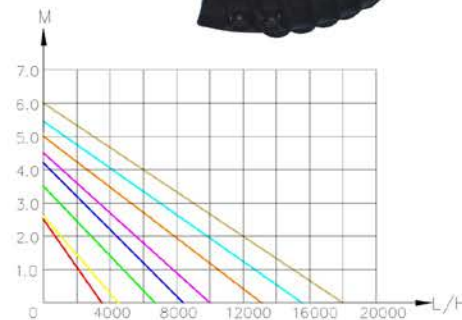
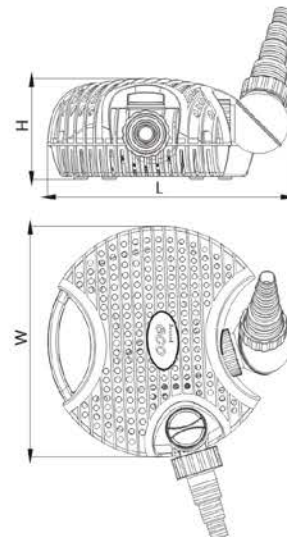
Jebao®  
捷寶

## Application:

- Fountain displays
- Waterfalls
- Brooks
- Gargoyles
- Natural stone fountains
- Filter operations
- Water circulations

## 应用:

- 喷泉造景
- 瀑布造景
- 小溪造景
- 滴水造景
- 天然石喷泉
- 水过滤
- 水循环



Model 型号	watts 功率	Q max.(l/h) 流量	H max.(m) 扬程	Dim. LxWxH(mm) 尺寸	Package LxWxH(mm) 包装尺寸
AMP-3200	30	3200	2.5	350X310X145	390x36x175
AMP-4600	35	4600	2.6	350X310X145	390x36x175
AMP-6500	65	6200	3.5	350X310X145	390x36x175
AMP-8500	95	8200	4.2	350X310X145	390x36x175
AMP-10000	120	10000	4.5	350X310X145	390x36x175
AMP-13000	130	13000	5.0	380X340X160	390x36x175
AMP-16000	180	15500	5.5	380X340X160	390x36x175
AMP-18000	220	17500	6.0	380X340X160	390x36x175

# 水池泵 Pond Pump

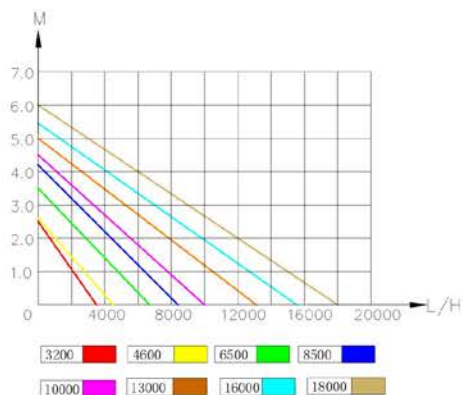
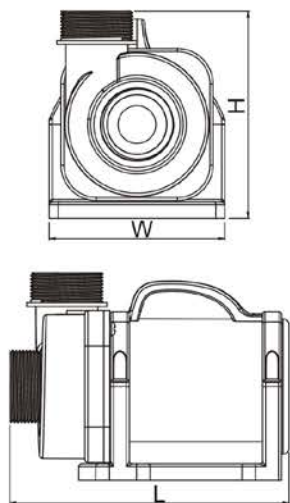
Jebao®  
捷寶

## Application:

- Fountain displays
- Waterfalls
- Brooks
- Filter operations
- Water circulations
- Non-submersible installation

## 应用:

- 喷泉造景
- 瀑布造景
- 小溪造景
- 水过滤
- 水循环
- 陆上安装



Model 型号	Voltage 电压	watts 功率	Q max.(l/h) 流量	H max.(m) 扬程	Inlet / Outlet 进/出水口	Dimensions LxWxH(mm) 尺寸
ET-3200	220-240V 50Hz	30	3200	2.5	1 1/2" / 1 1/2"	185X116X137
ET-4600	220-240V 50Hz	35	4600	2.6	1 1/2" / 1 1/2"	185X116X137
ET-6500	220-240V 50Hz	65	6500	3.5	1 1/2" / 1 1/2"	185X116X137
ET-8500	220-240V 50Hz	95	8500	4.2	1 1/2" / 1 1/2"	185X116X137
ET-10000	220-240V 50Hz	125	10000	4.5	1 1/2" / 1 1/2"	185X116X137
ET-13000	220-240V 50Hz	130	13000	5.0	2" / 2"	230X134X158
ET-16000	220-240V 50Hz	180	15500	5.5	2" / 2"	230X134X158
ET-18000	220-240V 50Hz	220	17500	6.0	2" / 2"	230X134X158

# 水池泵 Pond Pump

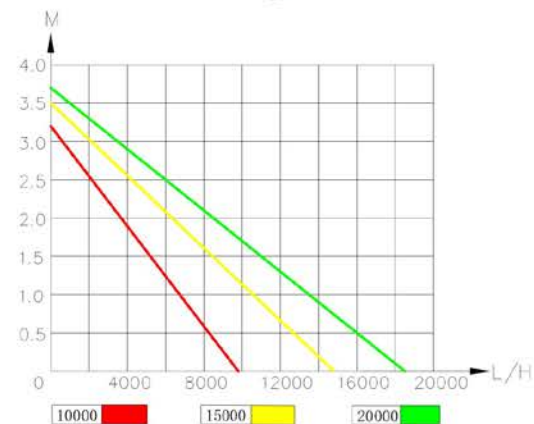
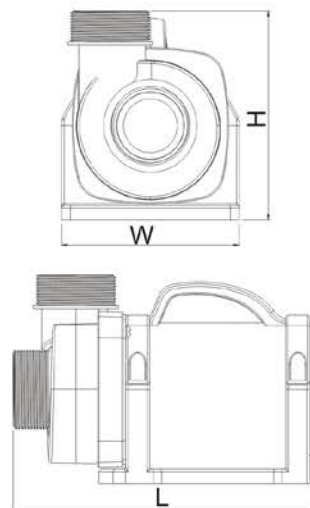
Jebao®  
捷寶

## Application:

- Fountain displays
- Waterfalls
- Brooks
- Filter operations
- Water circulations
- Non-submersible installation

## 应用:

- 喷泉造景
- 瀑布造景
- 小溪造景
- 水过滤
- 水循环
- 陆上安装



Model 型号	Voltage 电压	watts 功率	Q max.(l/h) 流量	H max.(m) 扬程	Inlet / Outlet 进/出水口	Dimensions LxWxH(mm) 尺寸
ETX-10000	220-240V 50Hz	85	9800	3.2	1 1/2" / 1 1/2"	185X116X137
ETX-15000	220-240V 50Hz	105	14800	3.5	2" / 2"	230X134X158
ETX-20000	220-240V 50Hz	155	18500	3.7	2" / 2"	230X134X158

# 水池泵 Pond Pump

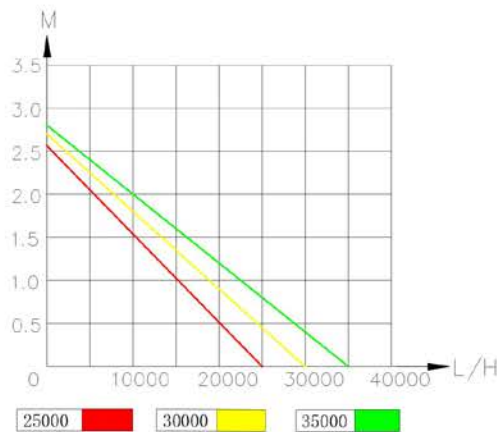
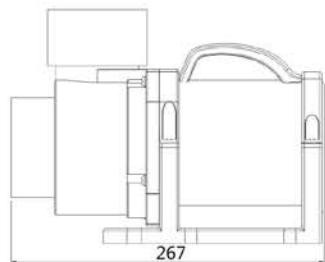
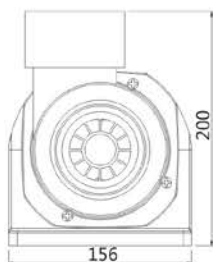
Jebao®  
捷寶

## Application:

- Fountain displays
- Waterfalls
- Brooks
- Filter operations
- Water circulations
- Non-submersible installation

## 应用:

- 喷泉造景
- 瀑布造景
- 小溪造景
- 水过滤
- 水循环
- 陆上安装



Model 型号	Voltage 电压	Watts 功率	Q max. (l/h) 流量	H max. (m) 扬程	Inlet / Outlet 进/出水口	Package LxWxH(mm) 包装尺寸
ETX-25000	220-240V 50Hz	290	25000	2.6	DIN75/DIN75	315x235x220
ETX-30000	220-240V 50Hz	420	30000	2.7	DIN75/DIN75	315x235x220
ETX-35000	220-240V 50Hz	520	35000	2.8	DIN75/DIN75	315x235x220

# 水池泵 Pond Pump

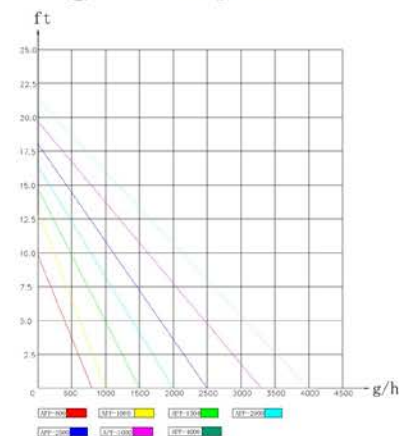
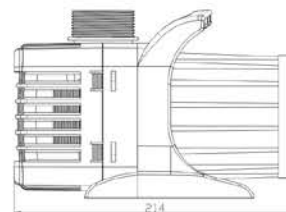
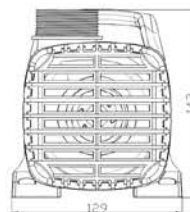
Jebao®  
捷寶

## Application:

- Fountain displays
- Waterfalls
- Brooks
- Gargoyles
- Natural stone fountains
- Filter operations
- Water circulations
- Non-submersible installation

## 应用:

- 喷泉造景
- 瀑布造景
- 小溪造景
- 滴水造景
- 天然石喷泉
- 水过滤
- 水循环
- 陆上安装



Model 型号	Voltage 电压	Current(A) 电流	Q max. (gph) 流量	Hmax. (ft) 扬程	Package LxWxH(mm) 包装尺寸
APP-800	120V 60Hz	0.45	800	9.8	285x220x190
APP-1000	120V 60Hz	0.68	1000	13.1	285x220x190
APP-1500	120V 60Hz	0.95	1500	14.8	285x220x190
APP-2000	120V 60Hz	1.20	2000	16.4	285x220x190
APP-2500	120V 60Hz	1.30	2500	18.1	285x220x190
APP-3000	120V 60Hz	1.60	3300	19.7	285x220x190
APP-4000	120V 60Hz	2.30	4000	21.3	285x220x190

# 水池泵 Pond Pump

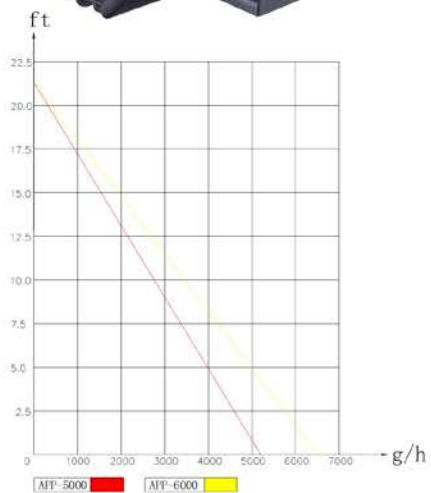
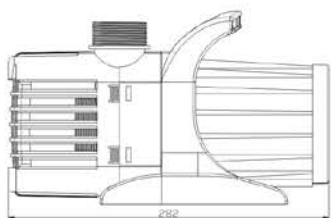
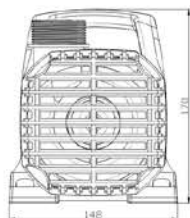
Jebao®  
捷寶

## Application:

- Fountain displays
- Waterfalls
- Brooks
- Gargoyles
- Natural stone fountains
- Filter operations
- Water circulations
- Non-submersible installation

## 应用:

- 喷泉造景
- 瀑布造景
- 小溪造景
- 滴水造景
- 天然石喷泉
- 水过滤
- 水循环
- 陆上安装



Model 型号	Voltage 电压	Current(A) 电流	Q max.(gph) 流量	Hmax.(ft) 扬程	Package LxWxH(mm) 包装尺寸
APP-5000	120V 60Hz	2.45	5200	21.3	310x235x210
APP-6000	120V 60Hz	2.95	6500	21.3	310x235x210

# 水池泵 Pond Pump

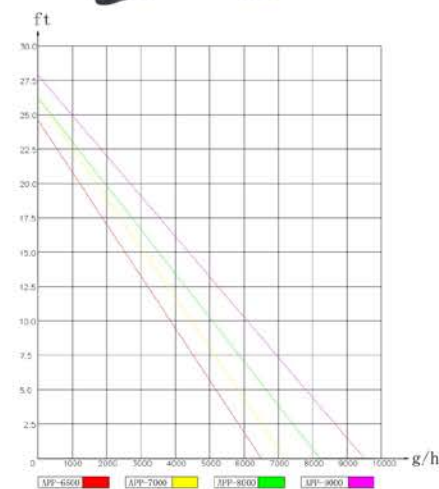
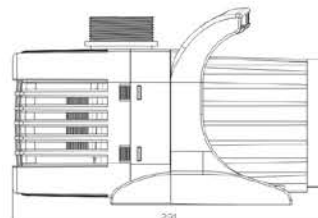
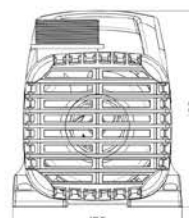
Jebao®  
捷寶

## Application:

- Fountain displays
- Waterfalls
- Brooks
- Gargoyles
- Natural stone fountains
- Filter operations
- Water circulations
- Non-submersible installation

## 应用:

- 喷泉造景
- 瀑布造景
- 小溪造景
- 滴水造景
- 天然石喷泉
- 水过滤
- 水循环
- 陆上安装



Model 型号	Voltage 电压	Current(A) 电流	Q max.(gph) 流量	Hmax.(ft) 扬程	Package LxWxH(mm) 包装尺寸
APP-6500	120V 60Hz	3.55	6500	24.6	460x245x245
APP-7000	120V 60Hz	3.80	7200	26.2	460x245x245
APP-8000	120V 60Hz	4.50	8200	26.2	460x245x245
APP-9000	120V 60Hz	5.20	9500	27.9	460x245x245

# 水池泵 Pond Pump

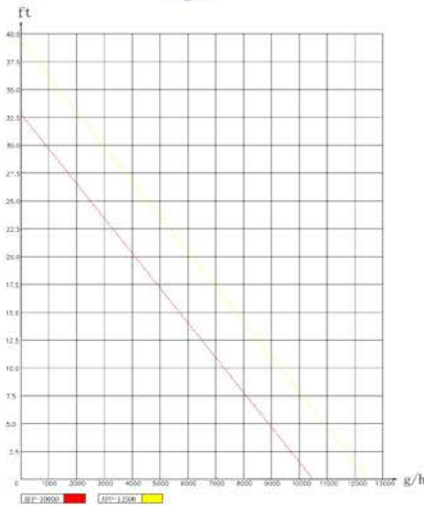
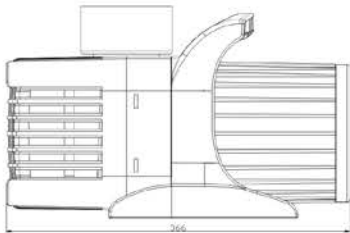
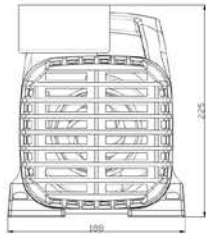
Jebao®  
捷寶

## Application:

- Fountain displays
- Waterfalls
- Brooks
- Gargoyles
- Natural stone fountains
- Filter operations
- Water circulations
- Non-submersible installation

## 应用:

- 喷泉造景
- 瀑布造景
- 小溪造景
- 滴水造景
- 天然石喷泉
- 水过滤
- 水循环
- 陆上安装



Model 型号	Voltage 电压	Current(A) 电流	Q max. (gph) 流量	H max. (ft) 扬程	Package LxWxH(mm) 包装尺寸
APP-10000	120V 60Hz	6.50	10500	32.8	530x290x280
APP-12500	120V 60Hz	8.00	12500	39.4	530x290x280

# 水池泵 Pond Pump

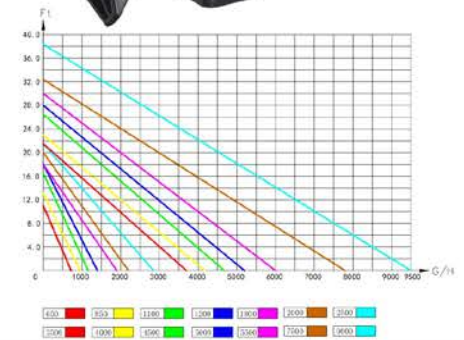
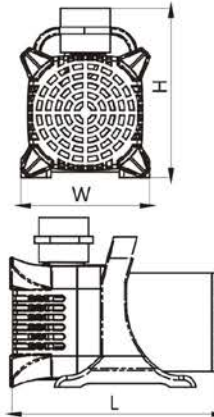
Jebao®  
捷寶

## Application:

- Fountain displays
- Waterfalls
- Brooks
- Gargoyles
- Natural stone fountains
- Filter operations
- Water circulations
- Non-submersible installation

## 应用:

- 喷泉造景
- 瀑布造景
- 小溪造景
- 滴水造景
- 天然石喷泉
- 水过滤
- 水循环
- 陆上安装



Model 型号	Voltage 电压	watts 功率	Q max. (gph/1ft height) 1英尺高流量	Hmax. (ft) 扬程	Dim. LxWxH(mm) 尺寸	Package LxWxH(mm) 包装尺寸
EGP-650	120V 60Hz	55	650	11.0	207X127X149	260x140x210
EGP-850	120V 60Hz	85	880	13.1	207X127X149	260x140x210
EGP-1100	120V 60Hz	115	1100	16.5	207X127X149	260x140x210
EGP-1200	120V 60Hz	140	1200	18.0	207X127X149	260x140x210
EGP-1800	120V 60Hz	150	1800	18.0	207X127X149	260x140x210
EGP-2000	120V 60Hz	190	2000	20.0	207X127X149	260x140x210
EGP-2500	120V 60Hz	250	2500	21.5	207X127X149	260x140x210
EGP-3500	120V 60Hz	290	3500	21.5	249X146X171	285x170x230
EGP-4000	120V 60Hz	350	4000	23.0	249X146X171	285x170x230
EGP-4500	120V 60Hz	420	4500	26.5	246X150X195	380x195x220
EGP-5000	120V 60Hz	450	5000	28.0	246X150X195	380x195x220
EGP-5500	120V 60Hz	520	5500	30.0	246X150X195	380x195x220
EGP-7500	120V 60Hz	700	7700	33.0	323X224X213	380x255x265
EGP-9000	120V 60Hz	1000	8200	40.0	323X224X213	380x255x265

# 水池泵 Pond Pump

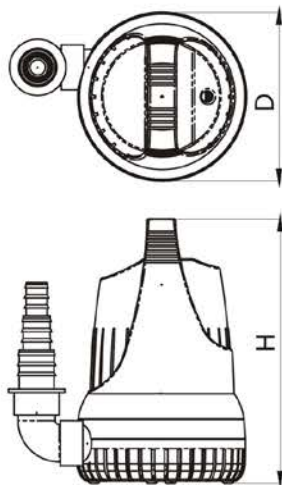
Jebao®  
捷寶

## Application:

- Fountain displays
- Waterfalls
- Brooks
- Gargoyles
- Natural stone fountains
- Filter operations
- Water circulations

## 应用:

- 喷泉造景
- 瀑布造景
- 小溪造景
- 滴水造景
- 天然石喷泉
- 水过滤
- 水循环



Model 型号	watts 功率	Q max.(l/h) 流量	H max.(m) 扬程	Dim. ØxH(mm) 尺寸	Package LxWxH(mm) 包装尺寸
JGP-3000	35	3000	2.5	Ø150X234.6	285x200x300
JGP-4500	65	4500	3.0	Ø150X234.6	285x200x300
JGP-6000	95	6000	3.5	Ø150X234.6	285x200x300
JGP-8000	125	8000	4.0	Ø150X234.6	285x200x300
JGP-10000	135	10000	4.5	Ø150X234.6	285x200x300
JGP-12000	175	12000	5.0	Ø150X234.6	285x200x300
JGP-13000	130	13000	5.0	Ø186X310	285x200x300
JGP-16000	180	16000	5.5	Ø186X310	285x200x300
JGP-18000	220	18000	6.0	Ø186X310	285x200x300

# 水中曝氧机 Oxygen pump

Jebao®  
捷寶

## Facts:

- Unique design of mixing chamber for gas and water, self-suction without external gas source.
- Full mixture of water and gas with propelling aeration for high efficiency of oxygen absorption.
- Low energy consumption, large flow and highly stable operation.
- Adopting wear-proof ceramic shaft to prolong service life.
- Fully sealed electrical components of motor, safe and reliable as submerged operation.
- All parts submerged in water except for the suction hose. Low noise.

## 特点:

- 独特的混合室设计，利用自吸功能无需外接气源，安装方便。
- 采用推流曝气方式，液气混合充分，氧吸收效率高。
- 低能耗，大流量，运转平稳。
- 采用耐磨陶瓷轴，寿命长。
- 采用带电部件全密封电机，水下运转，安全可靠。
- 除吸管外，全部浸入水中，噪音小。



Model 型号	Voltage 电压	Out watts 输出功率	Current 电流	Range of action(m) 作用范围	Depth of immersion(m) 潜水深度	Dim. LxWxH(mm) 尺寸	Package LxWxH(mm) 包装尺寸
OXY-P150	220-240V 50Hz	150W	1.5A	1.0-2.0	0.3-0.65	555x250x260	590x250x270
OXY-P250	220-240V 50Hz	250W	2.5A	1.0-2.0	0.3-0.75	700x268x270	740x270x280
OXY-P350	220-240V 50Hz	350W	3.5A	1.0-2.0	0.3-0.85	700x268x270	740x270x280



# 水池泵 Pond Pump

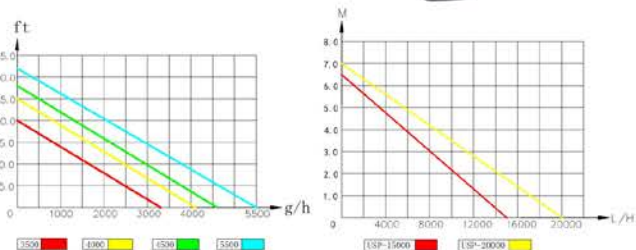
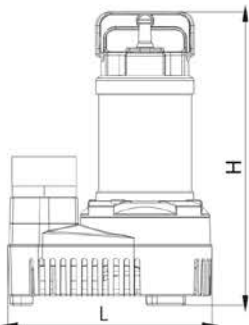
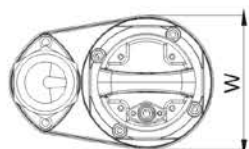
Jebao®  
捷寶

## Application:

- Fountain displays
- Waterfalls
- Brooks
- Gargoyles
- Natural stone fountains
- Filter operations
- Water circulations

## 应用:

- 喷泉造景
- 瀑布造景
- 小溪造景
- 滴水造景
- 天然石喷泉
- 水过滤
- 水循环



Model 型号	Volt 电源	Current (A) 电流	Q max.(gph) 流量	Hmax.(ft) 扬程	Dim. LxWxH(mm) 尺寸	Package LxWxH(mm) 包装尺寸
USP-3500	120V 60Hz	2.55	3300	20	242X161X341	255x165x360
USP-4000	120V 60Hz	3.55	4100	25	242X161X341	255x165x360
USP-4500	120V 60Hz	3.8	4600	28	242X161X341	255x165x360
USP-5500	120V 60Hz	4.5	5500	32	242X161X341	255x165x360
USP-6500	120V 60Hz	5.0	6500	32	242X161X341	255x165x360

Model 型号	Volt 电源	Watts(w) 功率	QMax.(l/h) 流量	HMax.(m) 扬程	Dim. LxWxH(mm) 尺寸	Package LxWxH(mm) 包装尺寸
USP-15000	220-240V 50Hz	290	15000	6.5	242X161X341	255x165x360
USP-20000	220-240V 50Hz	420	20000	7.0	242X161X341	255x165x360

# 大流量泵 Large flow Pump

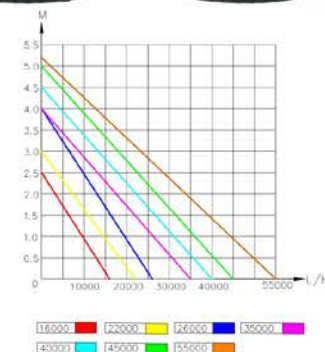
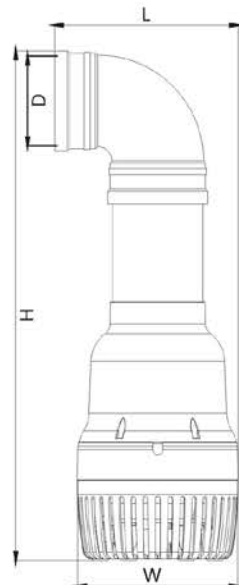
Jebao®  
捷寶

## Application:

- Garden pools
- Koi pond
- Filter operations
- Water circulations

## 适用:

- 花园池塘
- 锦鲤鱼池
- 水过滤
- 水循环



Model 型号	watts 功率	Qmax.(l/h) 流量	H max.(m) 扬程	Out (mm) 出水口	Dim. LxWxH(mm) 尺寸	Package LxWxH(mm) 包装尺寸
JKP-16000	100	16000	2.5	Ø75	225X200X600	260x260x650
JKP-22000	175	22000	3.0	Ø75	225X200X600	260x260x650
JKP-26000	225	26000	4.0	Ø110	225X200X640	260x260x650
JKP-33000	290	33000	4.0	Ø110	225X200X640	260x260x650
JKP-40000	420	40000	4.5	Ø110	225X200X640	260x260x650
JKP-45000	500	45000	5.0	Ø110	225X200X640	260x260x650
JKP-55000	560	55000	5.2	Ø110	225X200X640	260x260x650



# 锦鲤鱼池泵 Koi filter Pump

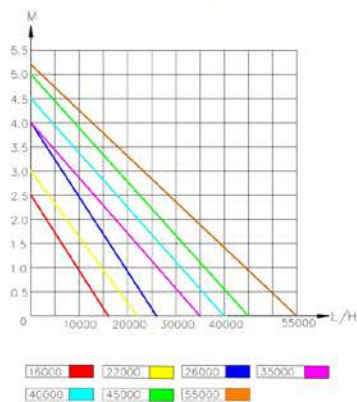
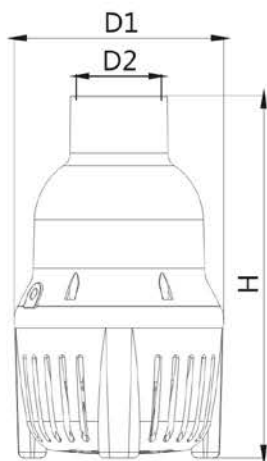
Jebao®  
捷寶

## Application:

- Garden pools
- Koi pond
- Filter operations
- Water circulations

## 适用:

- 花园池塘
- 锦鲤鱼池
- 水过滤
- 水循环



Model 型号	watts 功率	Q. max.(l/h) 流量	H max.(m) 扬程	Out (mm) 出水口	Dim. D1xH(mm) 尺寸	Package LxWxH(mm) 包装尺寸
LP-16000	100	16000	2.5	Ø75	Ø176X305	235x195x335
LP-22000	175	22000	3.0	Ø75	Ø176X305	235x195x335
LP-26000	225	26000	4.0	Ø110	Ø197X358	260x200x375
LP-33000	290	33000	4.0	Ø110	Ø197X358	260x200x375
LP-40000	420	40000	4.5	Ø110	Ø197X358	260x200x375
LP-45000	500	45000	5.0	Ø110	Ø197X358	260x200x375
LP-55000	560	55000	5.2	Ø110	Ø197X358	260x200x375

# 锦鲤鱼池泵 Koi filter Pump

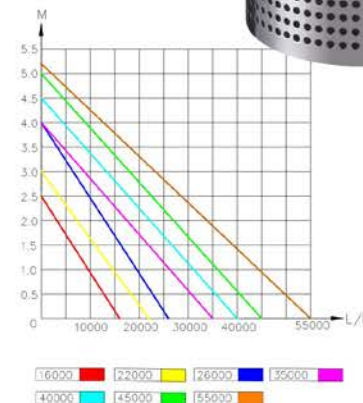
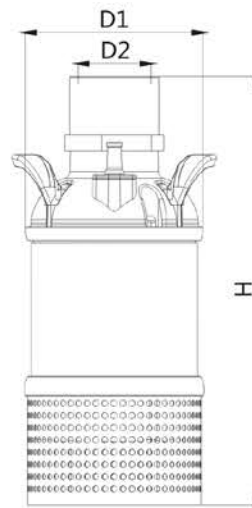
Jebao®  
捷寶

## Application:

- Garden pools
- Koi pond
- Filter operations
- Water circulations

## 适用:

- 花园池塘
- 锦鲤鱼池
- 水过滤
- 水循环



Model 型号	watts 功率	Q. max.(l/h) 流量	H max.(m) 扬程	Out (mm) 出水口	Dim. D1xH(mm) 尺寸	Package LxWxH(mm) 包装尺寸
KF-16000	100	16000	2.5	Ø75	Ø176X420	260x210x440
KF-22000	175	22000	3.0	Ø75	Ø176X420	260x210x440
KF-26000	225	26000	4.0	Ø110	Ø197X486	290x230x510
KF-35000	290	35000	4.0	Ø110	Ø197X486	290x230x510
KF-40000	420	40000	4.5	Ø110	Ø197X486	290x230x510
KF-45000	500	45000	5.0	Ø110	Ø197X486	290x230x510
KF-55000	560	55000	5.2	Ø110	Ø197X486	290x230x510

# 轴流式鱼池循环泵 Propeller pump

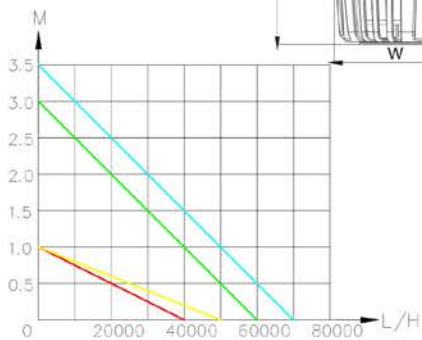
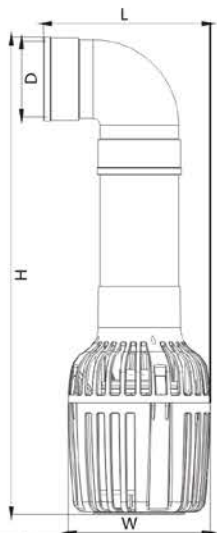
Jebao®  
捷寶

## Application:

- Garden pools
- Koi pond
- Filter operations
- Water circulations

## 适用:

- 花园池塘
- 锦鲤鱼池
- 水过滤
- 水循环



40000 50000 60000 70000

Model 型号	watts 功率	Q max.(l/h) 流量	H max.(m) 扬程	Out (mm) 出水口	Dim. LxWxH(mm) 尺寸	Package LxWxH(mm) 包装尺寸
ZLP-40000	150	40000	1.0	Ø110	225X200X640	260x260x680
ZLP-50000	200	50000	1.0	Ø110	225X200X640	260x260x680
ZLP-60000	420	60000	3.0	Ø110	225X200X640	260x260x680
ZLP-70000	520	70000	3.5	Ø110	225X200X640	260x260x680

# 水池泵 Pond Pump

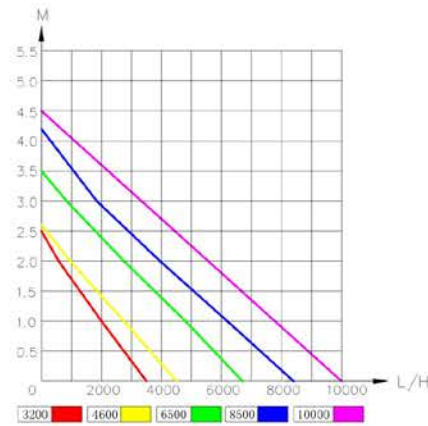
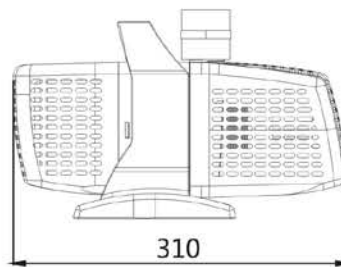
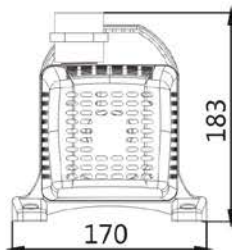
Jebao®  
捷寶

## Application:

- Fountain displays
- Waterfalls
- Brooks
- Gargoyles
- Natural stone fountains
- Filter operations
- Water circulations
- Non-submersible installation

## 应用:

- 喷泉造景
- 瀑布造景
- 小溪造景
- 滴水造景
- 天然石喷泉
- 水过滤
- 水循环
- 陆上安装



Model 型号	watts 功率	Q max.(l/h) 流量	H max.(m) 扬程	Package LxWxH(mm) 包装尺寸
ESP-3200	30	3200	2.5	340x185x230
ESP-4600	35	4600	2.6	340x185x230
ESP-6500	65	6200	3.5	340x185x230
ESP-8500	95	8200	4.2	340x185x230
ESP-10000	120	10000	4.5	340x185x230

# 水池泵 Pond Pump

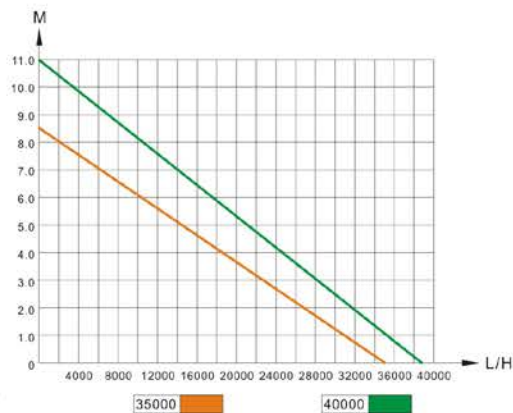
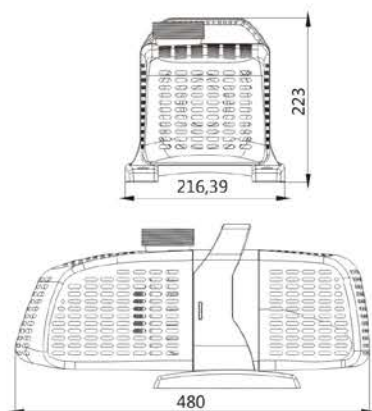
Jebao®  
捷寶

## Application:

- Fountain displays
- Waterfalls
- Brooks
- Gargoyles
- Natural stone fountains
- Filter operations
- Water circulations
- Non-submersible installation

## 应用:

- 喷泉造景
- 瀑布造景
- 小溪造景
- 滴水造景
- 天然石喷泉
- 水过滤
- 水循环
- 陆上安装



Model 型号	watts 功率	Q max.(l/h) 流量	H max.(m) 扬程	Package LxWxH(mm) 包装尺寸
JSP-35000	650	35000	8.5	515x283x245
JSP-40000	1000	38500	11	515x283x245

# 水池泵 Pond Pump

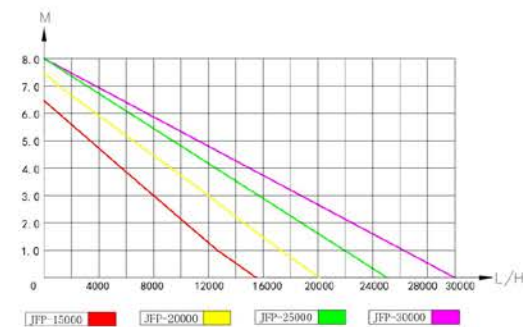
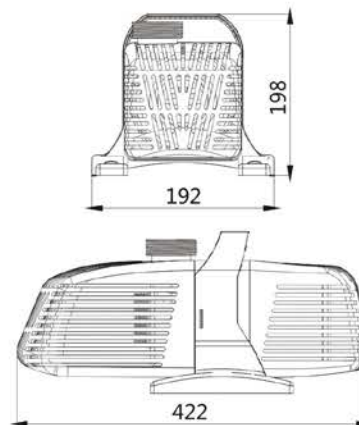
Jebao®  
捷寶

## Application:

- Fountain displays
- Waterfalls
- Brooks
- Gargoyles
- Natural stone fountains
- Filter operations
- Water circulations
- Non-submersible installation

## 应用:

- 喷泉造景
- 瀑布造景
- 小溪造景
- 滴水造景
- 天然石喷泉
- 水过滤
- 水循环
- 陆上安装



Model 型号	watts 功率	Q max.(l/h) 流量	H max.(m) 扬程	Package LxWxH(mm) 包装尺寸
JFP-15000	290	15000	6.5	435x250x235
JFP-20000	420	20000	7.5	435x250x235
JFP-25000	520	25000	8.0	435x250x235
JFP-30000	660	30000	8.0	435x250x235

## 鱼池清洁机 Pond Cleaner

Jebao®  
捷寶

### PC-1 Pond Cleaner

With a powerful 9000 litre per hour pump PC-1 can remove sludge, leaves, stones and blanket weed.

PC-1 拥有每小时9000升的强大流量，可以吸附泥石、树叶、小石头及杂草。

#### Features:

- 6M smooth bellow reinforced 1.5"
- Remove debris up to 25mm, Max
- Submerged depth:5M
- Economical 250W motor
- Remote control switch
- Safe to use for all healthy human and adult pond fish
- Adjustable telescopic handle((1M-2M)

Energy-saving 75%  
better than pond vacuum

#### 特点:

- 6米直通管
- 吸附颗粒可达25mm
- 250W电机
- 自动遥控开关
- 对人及池鱼安全
- 可调节手柄长短

比真空吸泥机省电75%

Model 型号	watts 功率	Q max.(l/h) 流量	H max.(m) 扬程	Package LxWxH(mm) 包装尺寸
PC-1	250	9000	5.0	116x260x240

## 鱼池清洁机 Pond Cleaner

Jebao®  
捷寶

### PC-3 Pond Cleaner

With a powerful 9000 litre per hour pump PC-3 can remove sludge, leaves, stones and blanket weed.

PC-3 拥有每小时9000升的强大流量，可以吸附泥石、树叶、小石头及杂草。

#### Features:

- 5 meter Hose, Smooth Bore spiral reinforced 1.5"
- H max. 4M
- Remove debris up to 25mm
- Economical 150W motor
- Safe to use with all healthy adult pond fish
- Adjustable telescopic handle((1M-2M)

Energy-saving 75%  
better than pond vacuum

#### 特点:

- 5米直通管
- 4米扬程
- 吸附颗粒可达25毫米
- 150瓦电机
- 对人及大鱼安全
- 可调节手柄长短

比真空吸泥机省电75%

Model 型号	watts 功率	Q max.(l/h) 流量	H max.(m) 扬程	Package LxWxH(mm) 包装尺寸
PC-3	150	9000	4.0	116x260x240



# Synchronous motors

## 同步电机水泵

### 喷泉·水池泵 Fountain & Pond Pump

Jebao®  
捷寶

#### FA-350 Flow rate(L/h): 350 Hmax.(m): 0.7



Power consumption(watts)	功率	6
Flow rate(l/h)	流量	350
Operating Voltage(volts)	电源	120/220-240/12V/50/60Hz
Dimensions LxWxH(mm)	尺寸	61X42X48
H(M)	扬程	Q (l/h)流量
0		350
0.2		250
0.4		160
0.5		80
0.7		0

#### FA-450 Flow rate(L/h): 450 Hmax.(m): 0.95



Power consumption(watts)	功率	5
Flow rate(l/h)	流量	450
Operating Voltage(volts)	电源	120/220-240/12V/50/60Hz
Dimensions LxWxH(mm)	尺寸	65X43X50
H(M)	扬程	Q (l/h)流量
0		450
0.2		400
0.4		320
0.6		210
0.8		100
0.95		0

#### FA-650 Flow rate(L/h): 650 Hmax.(m): 1.1



Power consumption(watts)	功率	8
Flow rate(l/h)	流量	650
Operating Voltage(volts)	电源	120/220-240/12V/50/60Hz
Dimensions LxWxH(mm)	尺寸	71X46X59
H(M)	扬程	Q (l/h)流量
0		650
0.2		530
0.4		430
0.6		340
1.0		100
1.1		0

#### FA-750 Flow rate(L/h): 700 Hmax.(m): 1.4



Power consumption(watts)	功率	10
Flow rate(l/h)	流量	700
Operating Voltage(volts)	电源	120/220-240/12V/50/60Hz
Dimensions LxWxH(mm)	尺寸	73X49X60
H(M)	扬程	Q (l/h)流量
0		700
0.2		610
0.4		500
0.6		400
1.0		140
1.4		0

# 噴泉·水池泵 Fountain & Pond Pump

Jebao®  
捷寶

## FA-1000 Flow rate(L/h): 1000 Hmax.(m): 1.8



Power consumption(watts)	功率	14
Flow rate(l/h)	流量	1000
Operating Voltage(volts)	電源	120/220-240/12V/50/60Hz
Dimensions LxWxH(mm)	尺寸	84X52X70
H(M)	揚程	Q (l/h)流量
		0
		1000
		0.5
		850
		1.0
		550
		1.5
		250
		1.8
		0

## FA-1500 Flow rate(L/h): 1500 Hmax.(m): 2.0



Power consumption(watts)	功率	25
Flow rate(l/h)	流量	1500
Operating Voltage(volts)	電源	120/220-240/12V/50/60Hz
Dimensions LxWxH(mm)	尺寸	94X53X68
H(M)	揚程	Q (l/h)流量
		0
		1500
		0.5
		1380
		1.0
		980
		1.5
		580
		2.0
		0

## FA-2000 Flow rate(L/h): 2000 Hmax.(m): 2.5



Power consumption(watts)	功率	35
Flow rate(l/h)	流量	2000
Operating Voltage(volts)	電源	120/220-240/24V/50/60Hz
Dimensions LxWxH(mm)	尺寸	100X61X88
H(M)	揚程	Q (l/h)流量
		0
		2000
		0.5
		1600
		1.0
		1400
		1.5
		1050
		2.0
		570
		2.5
		0

## FA-2500 Flow rate(L/h): 2500 Hmax.(m): 2.5



Power consumption(watts)	功率	45
Flow rate(l/h)	流量	2500
Operating Voltage(volts)	電源	120/220-240/50/60Hz
Dimensions LxWxH(mm)	尺寸	115X76X99
H(M)	揚程	Q (l/h)流量
		0
		2500
		0.5
		2000
		1.0
		1500
		1.5
		1000
		2.0
		500
		2.5
		0

# 噴泉·水池泵 Fountain & Pond Pump

Jebao®  
捷寶

## FA-3000 Flow rate(L/h): 3000 Hmax.(m): 3.0



Power consumption(watts)	功率	60
Flow rate(l/h)	流量	3000
Operating Voltage(volts)	電源	120/220-240/50/60Hz
Dimensions LxWxH(mm)	尺寸	115X76X99
H(M)	揚程	Q (l/h)流量
		0
		3000
		0.5
		2500
		1.0
		2000
		1.5
		1500
		2.0
		1000
		2.5
		500
		3.0
		0

## FA-3500 Flow rate(L/h): 3500 Hmax.(m): 3.2



Power consumption(watts)	功率	70
Flow rate(l/h)	流量	3500
Operating Voltage(volts)	電源	120/220-240/50/60Hz
Dimensions LxWxH(mm)	尺寸	115X76X99
H(M)	揚程	Q (l/h)流量
		0
		3500
		0.5
		3000
		1.0
		2450
		1.5
		1850
		2.0
		1750
		2.5
		750
		3.0
		250
		3.2
		0

## FA-4000 Flow rate(L/h): 4000 Hmax.(m): 3.0



Power consumption(watts)	功率	70
Flow rate(l/h)	流量	4000
Operating Voltage(volts)	電源	120/220-240/50/60Hz
Dimensions LxWxH(mm)	尺寸	137X89X133
H(M)	揚程	Q (l/h)流量
		0
		4000
		0.5
		3450
		1.0
		2550
		1.5
		2000
		2.0
		1850
		2.5
		750
		3.0
		0

## FA-5000 Flow rate(L/h): 4800 Hmax.(m): 3.4



Power consumption(watts)	功率	99
Flow rate(l/h)	流量	4800
Operating Voltage(volts)	電源	120/220-240/50/60Hz
Dimensions LxWxH(mm)	尺寸	137X89X133
H(M)	揚程	Q (l/h)流量
		0
		4800
		0.5
		4150
		1.0
		3490
		1.5
		2750
		2.0
		2000
		2.5
		1250
		3.0
		500
		3.4
		0

# 噴泉·水池泵 Fountain & Pond Pump

Jebao®  
捷寶

## FA-1500F Flow rate(L/h): 1500 Hmax.(m): 2.0



Power consumption(watts)	功率	25
Flow rate(l/h)	流量	1500
Operating Voltage(volts)	電源	120/220-240/12V/50/60Hz
Dimensions LxWxH(mm)	尺寸	140X68X68
H(M)	揚程	Q (l/h)流量
	0	1500
	0.5	1380
	1.0	980
	1.5	580
	2.0	0

## FA-2000F Flow rate(L/h): 2000 Hmax.(m): 2.5



Power consumption(watts)	功率	35
Flow rate(l/h)	流量	2000
Operating Voltage(volts)	電源	120/220-240/24V/50/60Hz
Dimensions LxWxH(mm)	尺寸	148x61x88
H(M)	揚程	Q (l/h)流量
	0	2000
	0.5	1600
	1.0	1400
	1.5	1050
	2.0	570
	2.5	0

## FA-2500F Flow rate(L/h): 2500 Hmax.(m): 2.5



Power consumption(watts)	功率	45
Flow rate(l/h)	流量	2500
Operating Voltage(volts)	電源	120/220-240/50/60Hz
Dimensions LxWxH(mm)	尺寸	168x76x99
H(M)	揚程	Q (l/h)流量
	0	2500
	0.5	2000
	1.0	1500
	1.5	1000
	2.0	500
	2.5	0

## FA-3000F Flow rate(L/h): 3000 Hmax.(m): 3.0



Power consumption(watts)	功率	60
Flow rate(l/h)	流量	3000
Operating Voltage(volts)	電源	120/220-240/50/60Hz
Dimensions LxWxH(mm)	尺寸	168x76x99
H(M)	揚程	Q (l/h)流量
	0	3000
	0.5	2500
	1.0	2000
	1.5	1500
	2.0	1000
	2.5	500
	3.0	0

# 噴泉·水池泵 Fountain & Pond Pump

Jebao®  
捷寶

## FA-3500F Flow rate(L/h): 3500 Hmax.(m): 3.2



Power consumption(watts)	功率	70
Flow rate(l/h)	流量	3500
Operating Voltage(volts)	電源	120/220-240/50/60Hz
Dimensions LxWxH(mm)	尺寸	168x76x99
H(M)	揚程	Q (l/h)流量
	0	3500
	0.5	3000
	1.0	2450
	1.5	1850
	2.0	1750
	2.5	750
	3.0	250
	3.2	0

## FA-4000F Flow rate(L/h): 3800 Hmax.(m): 3.0



Power consumption(watts)	功率	70
Flow rate(l/h)	流量	3800
Operating Voltage(volts)	電源	120/220-240/50/60Hz
Dimensions LxWxH(mm)	尺寸	207x89x133
H(M)	揚程	Q (l/h)流量
	0	3800
	0.5	3650
	1.0	2550
	1.5	2000
	2.0	1750
	2.5	750
	3.0	0

## FA-5000F Flow rate(L/h): 4800 Hmax.(m): 3.4



Power consumption(watts)	功率	99
Flow rate(l/h)	流量	4800
Operating Voltage(volts)	電源	120/220-240/50/60Hz
Dimensions LxWxH(mm)	尺寸	207x89x133
H(M)	揚程	Q (l/h)流量
	0	4800
	0.5	4150
	1.0	3490
	1.5	2750
	2.0	2000
	2.5	1250
	3.0	500
	3.4	0

# 喷泉·水池泵 Fountain & Pond Pump

Jebao®  
捷寶



Model 型号	watts 功率	Q max. (l/h) 流量	H max. (m) 扬程	Dim. LxWxH(mm) 尺寸	Package LxWxH(mm) 包装尺寸
SPG-1000	14	1000	1.8	196X168X115	290x250x125
SPG-1500	25	1500	2.5	196X168X115	290x250x125
SPG-2000	35	2000	2.5	196X168X115	290x250x125
SPG-3000	60	3000	2.8	196X168X115	290x250x125
SPG-4000	75	4000	2.9	196X168X115	290x250x125

# 喷泉·水池泵 Fountain & Pond Pump

Jebao®  
捷寶

## PF-750 Flow rate(L/h): 750 Hmax.(m): 1.4



Power consumption(watts) 功率	11
Flow rate(l/h) 流量	750
Operating Voltage(volts) 电源	120/220-240/50/60Hz
Dimensions LxWxH(mm) 尺寸	158X92X89
H(M) 扬程	Q (l/h)流量
0	750
0.2	610
0.4	500
0.6	400
1.0	140
1.4	0

## PF-1000 Flow rate(L/h): 1000 Hmax.(m): 1.8



Power consumption(watts) 功率	14
Flow rate(l/h) 流量	1000
Operating Voltage(volts) 电源	120/220-240/50/60Hz
Dimensions LxWxH(mm) 尺寸	170X102X96
H(M) 扬程	Q (l/h)流量
0	1000
0.2	920
0.4	790
0.6	680
1.0	510
1.4	350
1.8	0

## PF-2000 Flow rate(L/h): 2000 Hmax.(m): 2.5



Power consumption(watts) 功率	35
Flow rate(l/h) 流量	2000
Operating Voltage(volts) 电源	120/220-240/50/60Hz
Dimensions LxWxH(mm) 尺寸	217X125X120
H(M) 扬程	Q (l/h)流量
0	2000
0.5	1800
1.0	1500
1.5	1200
2.0	600
2.5	0



# 噴泉·水池泵 Fountain & Pond Pump

**Jebao®**  
捷寶

## PF-3000 Flow rate(L/h): 3000 Hmax.(m): 2.8



Power consumption(watts) 功率	60
Flow rate(l/h) 流量	3000
Operating Voltage(volts) 电压	120/220-240//50/60Hz
Dimensions LxWxH(mm) 尺寸	239X145X133
H(M) 扬程	Q (l/h) 流量
0	3000
0.2	2850
0.6	2500
1.0	2000
1.5	1850
2.0	1450
2.5	950
2.8	0

## PF-4000 Flow rate(L/h): 4000 Hmax.(m): 2.9



Power consumption(watts) 功率	75
Flow rate(l/h) 流量	4000
Operating Voltage(volts) 电压	120/220-240//50/60Hz
Dimensions LxWxH(mm) 尺寸	239X145X133
H(M) 扬程	Q (l/h) 流量
0	4000
0.5	3700
1.0	3200
1.5	2800
2.0	2100
2.5	1200
2.8	600
2.9	0

## PF-5000 Flow rate(L/h): 5000 Hmax.(m): 3.6



Power consumption(watts) 功率	98
Flow rate(l/h) 流量	5000
Operating Voltage(volts) 电压	120/220-240//50/60Hz
Dimensions LxWxH(mm) 尺寸	264X155X141
H(M) 扬程	Q (l/h) 流量
0	5000
0.5	4600
1.0	4080
1.5	3450
2.0	2850
2.5	2150
3.0	1250
3.6	0

# 噴泉·水池泵 Fountain & Pond Pump

**Jebao®**  
捷寶

## WPG-200 Flow rate(L/h): 750 Hmax.(m): 1.5



Power consumption(watts) 功率	12
Flow rate(l/h) 流量	750
Operating Voltage(volts) 电压	120/220-240//50/60Hz
Dimensions LxWxH(mm) 尺寸	138X92X77
H(M) 扬程	Q (l/h) 流量
0	750
0.2	700
0.4	610
0.6	500
1.0	240
1.4	100
1.5	0

## WPG-275 Flow rate(L/h): 1000 Hmax.(m): 1.7



Power consumption(watts) 功率	16
Flow rate(l/h) 流量	1000
Operating Voltage(volts) 电压	120/220-240//50/60Hz
Dimensions LxWxH(mm) 尺寸	152X100X80
H(M) 扬程	Q (l/h) 流量
0	1000
0.2	920
0.4	790
0.6	680
1.0	510
1.4	350
1.7	0

## WPG-500 Flow rate(L/h): 2000 Hmax.(m): 2.5



Power consumption(watts) 功率	35
Flow rate(l/h) 流量	2000
Operating Voltage(volts) 电压	120/220-240//50/60Hz
Dimensions LxWxH(mm) 尺寸	193X122X110
H(M) 扬程	Q (l/h) 流量
0	2000
0.5	1600
1.0	1400
1.5	1050
2.0	570
2.5	0

# 噴泉·水池泵 Fountain & Pond Pump

Jebao®  
捷寶

## WPG-650 Flow rate(L/h): 2500 Hmax.(m): 3.0



Power consumption(watts) 功率	45
Flow rate(l/h) 流量	2500
Operating Voltage(volts) 电源	120/220-240//50/60Hz
Dimensions LxWxH(mm) 尺寸	193X122X110
H(M) 扬程	Q (l/h)流量
0	2500
0.5	2250
1.0	1850
1.5	1580
2.0	1100
2.5	650
3.0	0

## WPG-1000 Flow rate(L/h): 4000 Hmax.(m): 2.8



Power consumption(watts) 功率	70
Flow rate(l/h) 流量	4000
Operating Voltage(volts) 电源	120/220-240//50/60Hz
Dimensions LxWxH(mm) 尺寸	250X154X145
H(M) 扬程	Q (l/h)流量
0	4000
0.2	3700
0.6	3200
1.0	2800
1.5	2100
2.0	1200
2.5	600
2.8	0

## WPG-1500 Flow rate(L/h): 4000 Hmax.(m): 4.0



Power consumption(watts) 功率	99
Flow rate(l/h) 流量	4000
Operating Voltage(volts) 电源	120/220-240//50/60Hz
Dimensions LxWxH(mm) 尺寸	250X154X145
H(M) 扬程	Q (l/h)流量
0	4000
0.5	3700
1.0	3300
1.5	2580
2.0	2250
2.5	1750
3.0	1200
3.5	650
4.0	0

## WPG-2000 Flow rate(L/h): 5000 Hmax.(m): 5.0



Power consumption(watts) 功率	190
Flow rate(l/h) 流量	5000
Operating Voltage(volts) 电源	120/220-240//50/60Hz
Dimensions LxWxH(mm) 尺寸	250X154X145
H(M) 扬程	Q (l/h)流量
0	5000
0.5	4700
1.0	4400
1.5	4100
2.0	3700
2.5	3000
3.0	2100
3.5	1400
4.0	800
5.0	0

# 噴泉·水池泵 Fountain & Pond Pump

Jebao®  
捷寶

## SP-1000 Flow rate(L/h): 1000 Hmax.(m): 1.8



Power consumption(watts) 功率	14
Flow rate(l/h) 流量	1000
Operating Voltage(volts) 电源	120/220-240//50/60Hz
Dimensions LxWxH(mm) 尺寸	95X58X69
H(M) 扬程	Q (l/h)流量
0	1000
0.5	850
1.0	550
1.5	250
1.8	0

## SP-1500 Flow rate(L/h): 1500 Hmax.(m): 2.0



Power consumption(watts) 功率	25
Flow rate(l/h) 流量	1500
Operating Voltage(volts) 电源	120/220-240//50/60Hz
Dimensions LxWxH(mm) 尺寸	98X72X83
H(M) 扬程	Q (l/h)流量
0	1500
0.5	1380
1.0	980
1.5	580
2.0	0

## SP-2000 Flow rate(L/h): 2000 Hmax.(m): 2.5



Power consumption(watts) 功率	35
Flow rate(l/h) 流量	2000
Operating Voltage(volts) 电源	120/220-240//50/60Hz
Dimensions LxWxH(mm) 尺寸	107X69X91
H(M) 扬程	Q (l/h)流量
0	2000
0.5	1600
1.0	1400
1.5	1050
2.0	570
2.5	0

## SP-2500 Flow rate(L/h): 2500 Hmax.(m): 3.0



Power consumption(watts) 功率	45
Flow rate(l/h) 流量	2500
Operating Voltage(volts) 电源	120/220-240//50/60Hz
Dimensions LxWxH(mm) 尺寸	121X76X106
H(M) 扬程	Q (l/h)流量
0	2500
0.5	2250
1.0	1850
1.5	1580
2.0	1100
2.5	650
3.0	0

# 噴泉·水池泵 Fountain & Pond Pump

Jebao®  
捷寶

## SP-3000 Flow rate(L/h): 3000 Hmax.(m): 2.8



Power consumption(watts) 功率	60
Flow rate(l/h) 流量	3000
Operating Voltage(volts) 電源	120/220-240/12V/50/60Hz
Dimensions LxWxH(mm) 尺寸	121X76X106
H(M) 揚程	Q (l/h) 流量
0	3000
0.5	2650
1.0	2350
1.5	1850
2.0	1350
2.5	650
2.8	0

## SP-3500 Flow rate(L/h): 3500 Hmax.(m): 2.7



Power consumption(watts) 功率	52
Flow rate(l/h) 流量	3500
Operating Voltage(volts) 電源	120/220-240/12V/50/60Hz
Dimensions LxWxH(mm) 尺寸	135X110X103
H(M) 揚程	Q (l/h) 流量
0	3500
0.5	3150
1.0	2650
1.5	2150
2.0	1450
2.5	500
2.7	0

## SP-4000 Flow rate(L/h): 4000 Hmax.(m): 2.9



Power consumption(watts) 功率	75
Flow rate(l/h) 流量	4000
Operating Voltage(volts) 電源	120/220-240/12V/50/60Hz
Dimensions LxWxH(mm) 尺寸	135X110X103
H(M) 揚程	Q (l/h) 流量
0	4000
0.5	3650
1.0	3150
1.5	2500
2.0	1850
2.5	1000
2.9	0

## SP-5000 Flow rate(L/h): 5000 Hmax.(m): 3.6



Power consumption(watts) 功率	98
Flow rate(l/h) 流量	5000
Operating Voltage(volts) 電源	120/220-240/12V/50/60Hz
Dimensions LxWxH(mm) 尺寸	145X110X113
H(M) 揚程	Q (l/h) 流量
0	5000
0.5	4600
1.0	4080
1.5	3450
2.0	2850
2.5	2150
3.0	1250
3.6	0

# 噴泉·水池泵 Fountain & Pond Pump

Jebao®  
捷寶

## WP-350 Flow rate(L/h): 350 Hmax.(m): 0.7



Power consumption(watts) 功率	6
Flow rate(l/h) 流量	350
Operating Voltage(volts) 電源	120/220-240/12V/50/60Hz
Dimensions LxWxH(mm) 尺寸	57X41X46
H(M) 揚程	Q (l/h) 流量
0	350
0.2	250
0.4	160
0.5	80
0.7	0

## WP-450 Flow rate(L/h): 450 Hmax.(m): 0.95



Power consumption(watts) 功率	5
Flow rate(l/h) 流量	450
Operating Voltage(volts) 電源	120/220-240/12V/50/60Hz
Dimensions LxWxH(mm) 尺寸	61X43X45
H(M) 揚程	Q (l/h) 流量
0	450
0.2	400
0.4	320
0.6	210
0.8	100
0.95	0

## WP-650 Flow rate(L/h): 650 Hmax.(m): 1.1



Power consumption(watts) 功率	8
Flow rate(l/h) 流量	650
Operating Voltage(volts) 電源	120/220-240/12V/50/60Hz
Dimensions LxWxH(mm) 尺寸	69X51X57
H(M) 揚程	Q (l/h) 流量
0	650
0.2	530
0.4	430
0.6	340
1.0	100
1.1	0

## WP-750 Flow rate(L/h): 700 Hmax.(m): 1.4



Power consumption(watts) 功率	11
Flow rate(l/h) 流量	700
Operating Voltage(volts) 電源	120/220-240/12V/50/60Hz
Dimensions LxWxH(mm) 尺寸	71X51X57
H(M) 揚程	Q (l/h) 流量
0	700
0.2	610
0.4	500
0.6	400
1.0	140
1.4	0

# 噴泉·水池泵 Fountain & Pond Pump

**Jebao®**  
捷寶

## WP-950 Flow rate(L/h): 950 Hmax.(m): 1.8



Power consumption(watts)	功率	14
Flow rate(l/h)	流量	950
Operating Voltage(volts)	電源	120/220-240/12V/50/60Hz
Dimensions LxWxH(mm)	尺寸	74X55X67
H(M)	揚程	Q (l/h)流量
0		930
0.2		850
0.4		700
0.6		580
1.0		400
1.4		220
1.8		0

## WP-1200 Flow rate(L/h): 1200 Hmax.(m): 2.0



Power consumption(watts)	功率	21
Flow rate(l/h)	流量	1200
Operating Voltage(volts)	電源	120/220-240/12V/50/60Hz
Dimensions LxWxH(mm)	尺寸	87X59X74
H(M)	揚程	Q (l/h)流量
0		1200
0.2		1080
0.4		970
0.6		820
1.0		700
1.4		500
1.7		250
2.0		0

## WP-1500 Flow rate(L/h): 1500 Hmax.(m): 2.5



Power consumption(watts)	功率	25
Flow rate(l/h)	流量	1500
Operating Voltage(volts)	電源	120/220-240/12V/50/60Hz
Dimensions LxWxH(mm)	尺寸	95X69X90
H(M)	揚程	Q (l/h)流量
0		1300
0.5		1150
1.0		900
1.5		650
2.0		450
2.5		0

## WP-2000 Flow rate(L/h): 2000 Hmax.(m): 3.0



Power consumption(watts)	功率	45
Flow rate(l/h)	流量	2000
Operating Voltage(volts)	電源	120/220-240/24V/50/60Hz
Dimensions LxWxH(mm)	尺寸	106X75X102
H(M)	揚程	Q (l/h)流量
0		2000
0.5		1800
1.0		1500
1.5		1200
2.5		600
3.0		0



# 噴泉·水池泵 Fountain & Pond Pump

**Jebao®**  
捷寶

## WP-2350 Flow rate(L/h): 4000 Hmax.(m): 3.5



Power consumption(watts)	功率	60
Flow rate(l/h)	流量	4000
Operating Voltage(volts)	電源	120/220-240/50/60Hz
Dimensions LxWxH(mm)	尺寸	106X75X104
H(M)	揚程	Q (l/h)流量
0		4000
0.5		3450
1.0		2860
1.5		2280
2.0		1700
2.5		1150
3.0		570
3.5		0

## WP-3000 Flow rate(L/h): 3000 Hmax.(m): 3.5



Power consumption(watts)	功率	70
Flow rate(l/h)	流量	3000
Operating Voltage(volts)	電源	120/220-240/50/60Hz
Dimensions LxWxH(mm)	尺寸	126X95X120
H(M)	揚程	Q (l/h)流量
0		3000
0.5		2850
1.0		2500
1.5		2000
2.0		1850
2.5		1450
3.0		950
3.5		0

## WP-3500 Flow rate(L/h): 5000 Hmax.(m): 4.0



Power consumption(watts)	功率	99
Flow rate(l/h)	流量	5000
Operating Voltage(volts)	電源	120/220-240/50/60Hz
Dimensions LxWxH(mm)	尺寸	126X95X124
H(M)	揚程	Q (l/h)流量
0		5000
0.5		4370
1.0		3750
1.5		3125
2.0		2500
2.5		1875
3.0		1250
3.5		625
4.0		0

## WP-5000 Flow rate(L/h): 5000 Hmax.(m): 5.0



Power consumption(watts)	功率	190
Flow rate(l/h)	流量	5000
Operating Voltage(volts)	電源	120/220-240/50/60Hz
Dimensions LxWxH(mm)	尺寸	208X109X130
H(M)	揚程	Q (l/h)流量
0		5000
0.5		4700
1.0		4400
1.5		4100
2.0		3700
2.5		3000
3.0		2100
3.5		1400
4.0		800
5.0		0

# 噴泉·水池泵 Fountain & Pond Pump

Jebao®  
捷寶

## 399F Flow rate(L/h): 1000 Hmax.(m): 1.7



Power consumption(watts) 功率	16
Flow rate(l/h) 流量	1000
Operating Voltage(volts) 电源	120/220-240/12V/50/60Hz
Dimensions LxWxH(mm) 尺寸	131X72X81
H(M) 扬程	Q (l/h) 流量
0	1000
0.2	920
0.4	790
0.6	680
1.0	510
1.4	350
1.7	0

## WP-1500F Flow rate(L/h): 1500 Hmax.(m): 2.5



Power consumption(watts) 功率	25
Flow rate(l/h) 流量	1500
Operating Voltage(volts) 电源	120/220-240/24V/50/60Hz
Dimensions LxWxH(mm) 尺寸	152X69X90
H(M) 扬程	Q (l/h) 流量
0	1500
0.5	1150
1.0	900
1.5	650
2.0	450
2.5	0

## WP-2000F Flow rate(L/h): 2000 Hmax.(m): 3.0



Power consumption(watts) 功率	45
Flow rate(l/h) 流量	2000
Operating Voltage(volts) 电源	120/220-240/24V/50/60Hz
Dimensions LxWxH(mm) 尺寸	167X75X104
H(M) 扬程	Q (l/h) 流量
0	2000
0.5	1800
1.0	1500
1.5	1200
2.5	600
3.0	0

# 噴泉·水池泵 Fountain & Pond Pump

Jebao®  
捷寶

## WP-2350F Flow rate(L/h): 2350 Hmax.(m): 3.5



Power consumption(watts) 功率	60
Flow rate(l/h) 流量	2350
Operating Voltage(volts) 电源	120/220-240/50/60Hz
Dimensions LxWxH(mm) 尺寸	167X75X104
H(M) 扬程	Q (l/h) 流量
0	2350
0.5	2000
1.0	1700
1.5	1350
2.0	1000
2.5	750
3.0	350
3.5	0

## WP-3000F Flow rate(L/h): 3000 Hmax.(m): 3.5



Power consumption(watts) 功率	70
Flow rate(l/h) 流量	3000
Operating Voltage(volts) 电源	120/220-240/50/60Hz
Dimensions LxWxH(mm) 尺寸	196X95X124
H(M) 扬程	Q (l/h) 流量
0	3000
0.5	2850
1.0	2500
1.5	2000
2.0	1850
2.5	1450
3.0	950
3.5	0

## WP-3500F Flow rate(L/h): 4000 Hmax.(m): 4.0



Power consumption(watts) 功率	99
Flow rate(l/h) 流量	4000
Operating Voltage(volts) 电源	120/220-240/50/60Hz
Dimensions LxWxH(mm) 尺寸	196X95X124
H(M) 扬程	Q (l/h) 流量
0	4000
0.5	3700
1.0	3300
1.5	2580
2.0	2250
2.5	1750
3.0	1200
3.5	650
4.0	0

# 噴泉·水池泵 Fountain & Pond Pump

Jebao®  
捷寶

UP-250



UP-400



UP-500  
UP-600



UP-1000



Model	(W)	Q (gph/1ft)	Hmax.(ft)	Outlet	Inlet	(V)	Amps	Flow control	Dim. LxWxH(mm)	Package LxWxH(mm)
型号	功率	1英尺高流量	扬程	出口	进口	电压	电流	可调流量	尺寸	包装尺寸
UP-250	12.5	250	5.9	1/2"	Screen	120V	0.195	Yes	90X76X66	235x155x90
UP-400	23.5	400	8.2	1/2MNPT	Screen	120V	0.41	Yes	105X86X76	235x155x90
UP-500	32	500	10.5	1/2MNPT	Screen & Filter	120V	0.55	No	246X94X82	275x160x95
UP-600	56	600	12.5	1/2MNPT	Screen & Filter	120V	0.60	No	246X94X82	275x160x95
UP-1000	115	1000	13.5	3/4MNPT	Screens & Filters	120V	1.20	No	265X110X95	310x175x105

# 噴泉·水池泵 Fountain & Pond Pump

Jebao®  
捷寶

300/300LV Flow rate(L/h): 150 Hmax.(m): 0.5



Power consumption(watts) 功率	2.5
Flow rate(l/h) 流量	150
Operating Voltage(volts) 电源	120/220-240/12V/50/60Hz
Dimensions LxWxH(mm) 尺寸	37X28X36
H(M) 扬程	Q (l/h) 流量
0	150
0.2	100
0.4	40
0.5	0

333/333LV Flow rate(L/h): 250 Hmax.(m): 0.65



Power consumption(watts) 功率	2.5
Flow rate(l/h) 流量	250
Operating Voltage(volts) 电源	120/220-240/12V/50/60Hz
Dimensions LxWxH(mm) 尺寸	48X44X29
H(M) 扬程	Q (l/h) 流量
0	250
0.2	210
0.4	130
0.5	40
0.65	0

355/355LV Flow rate(L/h): 350 Hmax.(m): 0.45



Power consumption(watts) 功率	6
Flow rate(l/h) 流量	350
Operating Voltage(volts) 电源	120/220-240/12V/50/60Hz
Dimensions LxWxH(mm) 尺寸	49X41X43
H(M) 扬程	Q (l/h) 流量
0	350
0.2	250
0.4	120
0.45	0

377/500/LV Flow rate(L/h): 400 Hmax.(m): 0.65



Power consumption(watts) 功率	5
Flow rate(l/h) 流量	400
Operating Voltage(volts) 电源	120/220-240/12V/50/60Hz
Dimensions LxWxH(mm) 尺寸	49X41X43
H(M) 扬程	Q (l/h) 流量
0	400
0.2	320
0.4	190
0.6	70
0.65	0



# 噴泉·水池泵 Fountain & Pond Pump

**Jebao®**  
捷寶

## 900/900LV Flow rate(L/h): 600 Hmax.(m): 1.1



Power consumption(watts) 功率	8
Flow rate(l/h) 流量	600
Operating Voltage(volts) 电源	120/220-240/12V/50/60Hz
Dimensions LxWxH(mm) 尺寸	69X50X57
H(M) 扬程	Q (l/h) 流量
0	600
0.2	430
0.4	320
0.6	210
0.8	100
1.1	0

## 388/388LV Flow rate(L/h): 750 Hmax.(m): 1.5



Power consumption(watts) 功率	12
Flow rate(l/h) 流量	750
Operating Voltage(volts) 电源	120/220-240/12V/50/60Hz
Dimensions LxWxH(mm) 尺寸	69X51X63
H(M) 扬程	Q (l/h) 流量
0	750
0.2	700
0.4	610
0.6	500
1.0	240
1.4	100
1.5	0

## 399/399LV Flow rate(L/h): 1000 Hmax.(m): 1.7



Power consumption(watts) 功率	16
Flow rate(l/h) 流量	1000
Operating Voltage(volts) 电源	120/220-240/12V/50/60Hz
Dimensions LxWxH(mm) 尺寸	88X72X81
H(M) 扬程	Q (l/h) 流量
0	1000
0.2	920
0.4	790
0.6	680
1.0	510
1.4	350
1.7	0

# UV-C & UV-C filter

## UV-C 过滤器

# 反冲洗压力过滤器

## Back Flush Bio-Pressure Filter

Jebao®  
捷寶

### Facts:

- Back flush, for easy cleaning
- Large capacity for mechanical and biological filtering system
- Large power UVC light for safe elimination of suspended algae and pathogens
- Safe and durable, suitable for garden pools and koi pond filtering system

### 特点:

- 反冲洗清洁功能，易清洁
- 超大容积，更有效地进行物理、生化过滤
- 大功率UVC灯，彻底清除藻类和有害细菌
- 安全耐用，适合于花园池塘和锦鲤鱼塘的过滤系统



**BF-6000E**

**BF-9000E**

Ponds (L) 水池体积	6000	9000
In/Out (mm) 进、出水口	Ø20/25/32/40	Ø20/25/32/40
Dimension (mm) 尺寸	Ø343X440	Ø343X500
Package LxWxH(mm) 包装尺寸	380x350x470	380x350x520
UV (W) 功率	9	11
Supply voltage 电源	220-240V 50Hz / 120V 60Hz	

# 反冲洗压力过滤器

## Back Flush Bio-Pressure Filter

Jebao®  
捷寶

### Facts:

- Back flush, for easy cleaning
- Large capacity for mechanical and biological filtering system
- Large power UVC light for safe elimination of suspended algae and pathogens
- Safe and durable, suitable for garden pools and koi pond filtering system

### 特点:

- 反冲洗清洁功能，易清洁
- 超大容积，更有效地进行物理、生化过滤
- 大功率UVC灯，彻底清除藻类和有害细菌
- 安全耐用，适合于花园池塘和锦鲤鱼塘的过滤系统



**BF-12000E**

**BF-15000E**

Ponds (L) 水池体积	12000	15000
In/Out (mm) 进、出水口	Ø20/25/32/40	Ø20/25/32/40
Dimension (mm) 尺寸	Ø413x491	Ø413x591
Package LxWxH(mm) 包装尺寸	450x420x520	450x420x610
UV (W) 功率	18	24
Supply voltage 电源	220-240V 50Hz / 120V 60Hz	



# 易清生化压力过滤器

## Easy Clean Bio-Pressure Filter

Jebao®  
捷寶

### Facts:

- Simple and convenient cleaning of the filter by rotating the cleaning handle
- Large capacity for mechanical and biological filtering system
- Large power UVC light for safe elimination of suspended algae and pathogens
- Safe and durable, suitable for garden pools and koi pond filtering system

### 特点:

- 旋转清洁手柄即可清洗过滤器, 操作十分简便
- 超大容积, 更有效地进行物理、生化过滤
- 大功率UVC灯, 彻底清除藻类和有害细菌
- 安全耐用, 适合于花园池塘和锦鲤鱼塘的过滤系统



**ECF-10000**

**ECF-15000**

Ponds (L) 水池体积	10000	15000
In/Out (mm) 进、出水口	Ø20/25/32/40	Ø20/25/32/40
Dimension (mm) 尺寸	Ø413X594	Ø413X694
Package LxWxH(mm) 包装尺寸	425X425X615	425X425X710
UV (W) 功率	18	24
Supply voltage 电源	220-240V 50Hz / 120V 60Hz	

# 生化压力过滤器

## The UV-C pressure Filter

Jebao®  
捷寶



Model 型号	PF-10E
Volume (L) 体积	10
Ponds (L) 水池体积	4000
In/Out (mm) 进、出水口	Ø15/20/25
Dimension (mm) 尺寸	Ø278X387
Package LxWxH(mm) 包装尺寸	267X278X403
UV (W) 功率	9
Supply voltage 电源	220-240V 50Hz / 120V 60Hz

**PF-10E**



Model 型号	PF-2E
Volume (L) 体积	20
Ponds (L) 水池体积	10000
In/Out (mm) 进、出水口	Ø20/25/32/40
Dimension (mm) 尺寸	Ø368X529
Package LxWxH(mm) 包装尺寸	375X375X555
UV (W) 功率	18
Supply voltage 电源	220-240V 50Hz / 120V 60Hz

**PF-20E**



Model 型号	PF-30E
Volume (L) 体积	30
Ponds (L) 水池体积	13000
In/Out (mm) 进、出水口	Ø20/25/32/40
Dimension (mm) 尺寸	Ø368X609
Package LxWxH(mm) 包装尺寸	375X375X635
UV (W) 功率	18
Supply voltage 电源	220-240V 50Hz / 120V 60Hz

**PF-30E**



Model 型号	PF-40E
Volume (L) 体积	40
Ponds (L) 水池体积	15000
In/Out (mm) 进、出水口	Ø20/25/32/40
Dimension (mm) 尺寸	Ø413X601
Package LxWxH(mm) 包装尺寸	425X425X620
UV (W) 功率	24
Supply voltage 电源	220-240V 50Hz / 120V 60Hz

**PF-40E**

## 生化压力过滤器 The UV-C pressure Filter

Jebao®  
捷寶



Model 型号	CF-10
Volume (L) 体积	10
Ponds (L) 水池体积	4000
In/Out (mm) 进、出水口	Ø15/20/25
Dimension (mm) 尺寸	335X289X404
Package LxWxH(mm) 包装尺寸	305X305X435
UV (W) 功率	7
Supply voltage 电源	220-240V 50Hz / 120V 60Hz

CF-10



Model 型号	CF-20
Volume (L) 体积	20
Ponds (L) 水池体积	8000
In/Out (mm) 进、出水口	Ø20/25/32/40
Dimension (mm) 尺寸	416X342X519
Package LxWxH(mm) 包装尺寸	410X355X545
UV (W) 功率	9
Supply voltage 电源	220-240V 50Hz / 120V 60Hz

CF-20



Model 型号	CF-30
Volume (L) 体积	30
Ponds (L) 水池体积	12000
In/Out (mm) 进、出水口	Ø20/25/32/40
Dimension (mm) 尺寸	416X342X599
Package LxWxH(mm) 包装尺寸	410X355X625
UV (W) 功率	11
Supply voltage 电源	220-240V 50Hz / 120V 60Hz

CF-30

## 箱式过滤器 UV-C Box-Filter

Jebao®  
捷寶



Model 型号	UBF-6000E
Ponds (L) 水池体积	6000
In(mm) 进水口	Ø20/25/32/40
Out (mm) 出水口	Ø50
Dimension (mm) 尺寸	380X280X383
Package LxWxH (mm) 包装尺寸	420X300X400
UV (W) 功率	9
Supply voltage 电源	220-240V 50Hz / 120V 60Hz

UBF-6000E



Model 型号	UBF-9000E
Ponds (L) 水池体积	9000
In(mm) 进水口	Ø20/25/32/40
Out (mm) 出水口	Ø50
Dimension (mm) 尺寸	380X280X480
Package LxWxH (mm) 包装尺寸	420X300X510
UV (W) 功率	11/18
Supply voltage 电源	220-240V 50Hz / 120V 60Hz

UBF-9000E



Model 型号	UBF-12000E
Ponds (L) 水池体积	12000
In(mm) 进水口	Ø20/25/32/40
Out (mm) 出水口	Ø70
Dimension (mm) 尺寸	560X380X437
Package LxWxH (mm) 包装尺寸	610X400X460
UV (W) 功率	18
Supply voltage 电源	220-240V 50Hz / 120V 60Hz

UBF-12000E

# 大型箱式过滤器 Large filter

Jebao®  
捷寶

Model 型号	UBF-18000	UBF-25000
Ponds (L) 水池体积	18000	25000
In(mm) 进水口	Ø20/25/32/40	Ø20/25/32/40
Out (mm) 出水口	Ø70	Ø70
Dimension (mm) 尺寸	650X460X460	788X530X510
Package LxWxH(mm) 包装尺寸	720X465X470	850X530X520
UV (W) 功率	36	36
Supply voltage 电源	220-240V 50Hz / 120V 60Hz	220-240V 50Hz / 120V 60Hz



**UBF-18000**



**UBF-25000**

# 内置式UV-C过滤器 UV-C InterFilter

Jebao®  
捷寶



Model 型号	UIF-1500	
Pump 水泵	SP1500	1500 L/H 25W
Qmax (l/h) 流量	1500	
Hmax (m) 扬程	2.0	
UV-C 紫外线	12V 7W/9W/11W	
Dimension (mm) 尺寸	371X265X130	
Package LxWxH(mm) 包装尺寸	420X350X160	

**UIF-1500**



Model 型号	UIF-2000	
Pump 水泵	SP2000	2000 L/H 35W
Qmax (l/h) 流量	2000	
Hmax (m) 扬程	2.5	
UV-C 紫外线	12V 7W/9W/11W	
Dimension (mm) 尺寸	371X265X130	
Package LxWxH(mm) 包装尺寸	420X350X160	

**UIF-2000**

# UV-C杀菌灯 UV Clarifiers

Jebao®  
捷寶

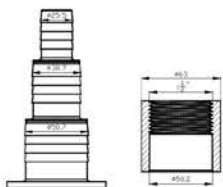
## Stainless steel UVC

### Facts:

- Up to 35% more UV efficiency because of reflection stainless steel interior
- UV-C bulb/Life span:9,000 hours
- Helps protect fish against diseases
- Cleans the pond without using chemicals
- Clarifies the water within a fortnight
- Controls moulds, bacteria and algae
- Safe and good for your fish and plants
- PVC fittings included

### 特点:

- 不锈钢内壁反射可提高35%的紫外线效率
- UV灯管使用寿命可达9000小时
- 预防鱼得病
- 非化学药水清洁方式
- 防止有害细菌和藻类生长
- 对鱼类和植物安全
- 包括PVC接头



Model	Capacity(w)	Pond water volume(m³)	Supply voltage	Length(mm)	mm∅	connection(mm)	Package LxWxH(mm)
型号	功率	水池体积	电源	长度	直径	进、出水口	包装尺寸
STU-18 GS	18	8.0	220-240V/50Hz/120V/60Hz	508	∅76	∅63	600X275X125
STU-36 GS	36	18	220-240V/50Hz/120V/60Hz	578	∅76	∅63	650X275X125
STU-55 GS	55	25	220-240V/50Hz/120V/60Hz	698	∅76	∅63	770X275X125
STU-40 GS	40	20	220-240V/50Hz/120V/60Hz	975	∅76	∅63	102X275X125
STU-75 GS	75	35	220-240V/50Hz/120V/60Hz	975	∅76	∅63	102X275X125

# UV-C杀菌灯 UV Clarifiers

Jebao®  
捷寶

### Facts:

- UVC light creates clear pond water
- Safely and effectively eliminates pathogens and bacteria (by means of uvc radiation)
- Indicator screen design for checking the lamp function
- Easy assembly due to large number of connection accessories which can be combined with all filters on the market

### 特点:

- 创建一个清洁、健康的水池环境
- 通过UVC紫外线照射，安全、有效地去除藻类和有害细菌
- 独特的指示玻璃设计，可随时观察产品工作状态
- 多层连接接头设计，可以和市场上各种过滤器匹配



Model	Capacity(w)	Pond water volume(m³)	Supply voltage	connection(mm)	Dim. LxWxH(mm)	Package LxWxH(mm)
型号	功率	水池体积	电源	进、出水口	尺寸	包装尺寸
CW-9	9	4.5	220-240V/50Hz/120V/60Hz	∅20/25/32/40	332X350X132	370X200X165
CW-11	11	5.5	220-240V/50Hz/120V/60Hz	∅20/25/32/40	332X350X132	370X200X165
CW-18	18	8.0	220-240V/50Hz/120V/60Hz	∅20/25/32/40	332X350X132	370X200X165
CW-36	36	18	220-240V/50Hz/120V/60Hz	∅20/25/32/40	525X350X132	560X200X165
CW-55	55	25	220-240V/50Hz/120V/60Hz	∅20/25/32/40	645X350X132	700X200X165

# UV-C杀菌灯 UV Clarifiers

Jebao®  
捷寶

## Facts:

- UVC light creates clear pond water
- Safely and effectively eliminates pathogens and bacteria (by means of uvc radiation)
- Indicator screen design for checking the lamp function
- Easy assembly due to large number of connection accessories which can be combined with all filters on the market

## 特点:

- 创建一个清洁、健康的水池环境
- 通过UVC紫外线照射，安全、有效地去除藻类和有害细菌
- 独特的指示玻璃设计，可随时观察产品工作状态
- 多层连接接头设计，可以和市场上各种过滤器匹配



Model	Capacity(w)	Pond water volume(m³)	Supply voltage	Length(mm)	mmØ	connection(mm)	Package LxWxH(mm)
型号	功率	水池体积	电源	长度	直径	进、出水口	包装尺寸
PU-7	7	3.5	220-240V/50Hz/120V/60Hz	309.5	Ø83	Ø20/25/32/40	365X220X110
PU-9	9	4.5	220-240V/50Hz/120V/60Hz	309.5	Ø83	Ø20/25/32/40	365X220X110
PU-11	11	5.5	220-240V/50Hz/120V/60Hz	309.5	Ø83	Ø20/25/32/40	365X220X110
PU-18	18	8.0	220-240V/50Hz/120V/60Hz	313.5	Ø83	Ø20/25/32/40	365X220X110
PU-36	36	18	220-240V/50Hz/120V/60Hz	503	Ø83	Ø20/25/32/40	535X220X110
PU-55	55	25	220-240V/50Hz/120V/60Hz	623	Ø83	Ø20/25/32/40	660X220X120

# UV-C杀菌灯 UV Clarifiers

Jebao®  
捷寶

## Facts:

- UVC light creates clear water
- Safely and effectively eliminates pathogens and bacteria (by means of uvc radiation)
- Easy assembly due to large number of connection accessories which can be combined with all filters on the market

## 特点:

- 创建一个清洁、健康的水环境
- 通过UVC紫外线照射，安全、有效地去除藻类和有害细菌
- 多层连接接头设计，可以和市场上各种过滤器匹配



Model	Capacity(w)	Pond water volume(m³)	Supply voltage	Length(mm)	mmØ	connection(mm)	Package LxWxH(mm)
型号	功率	水池体积	电源	长度	直径	进、出水口	包装尺寸
AU-7	7	3.5	220-240V/50Hz/120V/60Hz	323	Ø72	Ø20/25	365X210X90
AU-9	9	4.5	220-240V/50Hz/120V/60Hz	323	Ø72	Ø20/25	365X210X90
AU-11	11	5.5	220-240V/50Hz/120V/60Hz	323	Ø72	Ø20/25	365X210X90

UV-C杀菌器  
UV Clarifiers

Jebao®  
捷寶

UV-C Sterilizer 插入式锦鲤池专用

比普通UV灯增强40%



KU-20



KU-30



KU-40



UV-C Lamp Life: 9000 hour

PL-L 55W



PL-L 36W



PL-L 24W



PL-L 18W



PL-S 13W



PL-S 11W



PL-S 9W



PL-S 7W



PL-S 5W



T5 4P-SE 40W/75W



# Pond Spot lights

潜水灯

## 水池灯 High Power LED Spotlights

Jebao®  
捷寶

### HPA SETS

HPA-1 set 12V 1W/2W  
HPA-2 set 12V 2X1W/2W  
HPA-3 set 12V 3X1W/2W



### HPB SETS

HPB-1 12V 1W/2W  
HPB-2 12V 2X1W/2W  
HPB-3 12V 3X1W/2W



### HP3 SETS

HP3-1 set 12V 3W  
HP3-2 set 12V 2X3W  
HP3-3 set 12V 3X3W



## 水池灯 High Power LED Spotlights

Jebao®  
捷寶

### HP6

HP6-1 Set 12V 6W  
HP6-3 Set 12V 3X6W



### HP12

HP12 12V 12W  
HP12-3 12V 3X12W



# 水池灯

## High Power LED Spotlights

Jebao®  
捷寶

### PL1LED



Power consumption(watts) 功率	1.6
Operating Voltage(Volts) 电源	12V 50/60Hz
Color discs 色片	Red,blue,yellow,green
Ground spike 插杆型	Yes
Stand 桌面型	Yes
Required trasformer 变压器	3VA
Open air operation 陆用	Yes
Underwater operation 潜水	Yes
Ø (mm)xheight(mm) 尺寸	Ø 56.5x77.5

### PL1LED-3



Power consumption(watts) 功率	4.8
Operating Voltage(Volts) 电源	12V 50/60Hz
Color discs 色片	Yes
Ground spike 插杆型	Yes
Stand 桌面型	Yes
Required trasformer 变压器	4VA
Open air operation 陆用	Yes
Underwater operation 潜水	Yes
Ø (mm)xheight(mm) 尺寸	Ø 56.5x73

### PL3LED



LED number 灯数量	36
Power consumption(watts) 功率	2.2
Operating Voltage(Volts) 电源	12V 50/60Hz
Color discs 色片	No
Ground spike 插杆型	Yes
Stand 桌面型	Yes
Required trasformer 变压器	4VA
Open air operation 陆用	Yes
Underwater operation 潜水	Yes
Ø (mm)xheight(mm) 尺寸	Ø 150X135

# 水池灯

## High Power LED Spotlights

Jebao®  
捷寶

### PL3LED-3



LED number 灯数量	3X36
Power consumption(watts) 功率	3X2.2
Operating Voltage(Volts) 电源	12V 50/60Hz
Color discs 色片	No
Ground spike 插杆型	Yes
Stand 桌面型	Yes
Required trasformer 变压器	12VA
Open air operation 陆用	Yes
Underwater operation 潜水	Yes
Ø (mm)xheight(mm) 尺寸	Ø 150X135

### PL5LED



LED number 灯数量	60
Power consumption(watts) 功率	4.0
Operating Voltage(Volts) 电源	12V 50/60Hz
Color discs 色片	No
Ground spike 插杆型	Yes
Stand 桌面型	Yes
Required trasformer 变压器	8.4VA
Open air operation 陆用	Yes
Underwater operation 潜水	Yes
Ø (mm)xheight(mm) 尺寸	Ø 150X145

### PL5LED-3



LED number 灯数量	3X60
Power consumption(watts) 功率	3X4.0
Operating Voltage(Volts) 电源	12V 50/60Hz
Color discs 色片	No
Ground spike 插杆型	Yes
Stand 桌面型	Yes
Required trasformer 变压器	20VA
Open air operation 陆用	Yes
Underwater operation 潜水	Yes
Ø (mm)xheight(mm) 尺寸	Ø 150X145



# 水池灯

## High Power LED Spotlights

**Jebao®**  
捷寶

### PL6LED



LED number 灯数量	120
Power consumption(watts) 功率	7.5
Operating Voltage(Volts) 电源	12V 50/60Hz
Color discs 色片	No
Ground spike 插杆型	Yes
Stand 桌面型	Yes
Required trasformer 变压器	8.4VA
Open air operation 陆用	Yes
Underwater operation 潜水	Yes
Ø (mm)xheight(mm) 尺寸	Ø 150X168

### PL6LED-3



LED number 灯数量	120
Power consumption(watts) 功率	3X7.5
Operating Voltage(Volts) 电源	12V 50/60Hz
Color discs 色片	No
Ground spike 插杆型	Yes
Stand 桌面型	Yes
Required trasformer 变压器	24VA
Open air operation 陆用	Yes
Underwater operation 潜水	Yes
Ø (mm)xheight(mm) 尺寸	Ø 150X168

### GL1LED



Power consumption(watts) 功率	1.6
Operating Voltage(Volts) 电源	12V 50/60Hz
Color discs 色片	Red,blue,yellow,green
Ground spike 插杆型	Yes
Stand 桌面型	Yes
Required trasformer 变压器	3VA
Open air operation 陆用	Yes
Underwater operation 潜水	Yes
Ø (mm)xheight(mm) 尺寸	Ø 91X100

### GL1LED-3



Power consumption(watts) 功率	3X1.6
Operating Voltage(Volts) 电源	12V 50/60Hz
Color discs 色片	Yes
Ground spike 插杆型	Yes
Stand 桌面型	Yes
Required trasformer 变压器	4VA
Open air operation 陆用	Yes
Underwater operation 潜水	Yes
Ø (mm)xheight(mm) 尺寸	Ø 91X100

# 水池灯

## High Power LED Spotlights

**Jebao®**  
捷寶

### GL1



Power consumption(watts) 功率	10
Operating Voltage(Volts) 电源	12V 50/60Hz
Color discs 色片	Red,blue,yellow,green
Ground spike 插杆型	Yes
Stand 桌面型	Yes
Required trasformer 变压器	10VA
Open air operation 陆用	Yes
Underwater operation 潜水	Yes
Ø (mm)xheight(mm) 尺寸	Ø 91X100

### GL1-3



Power consumption(watts) 功率	3X10
Operating Voltage(Volts) 电源	12V 50/60Hz
Color discs 色片	Yes
Ground spike 插杆型	Yes
Stand 桌面型	Yes
Required trasformer 变压器	30VA
Open air operation 陆用	Yes
Underwater operation 潜水	Yes
Ø (mm)xheight(mm) 尺寸	Ø 91X100

### GL2



Power consumption(watts) 功率	20
Operating Voltage(Volts) 电源	12V 50/60Hz
Color discs 色片	Yes
Ground spike 插杆型	Yes
Stand 桌面型	Yes
Required trasformer 变压器	20VA
Open air operation 陆用	Yes
Underwater operation 潜水	Yes
Ø (mm)xheight(mm) 尺寸	Ø151X140

# 水池灯

## High Power LED Spotlights

**Jebao®**  
捷寶

### GL2-3



Power consumption(watts) 功率	3X20
Operating Voltage(Volts) 电源	12V 50/60Hz
Color discs 色片	Yes
Ground spike 插杆型	Yes
Stand 桌面型	Yes
Required trasformer 变压器	60VA
Open air operation 陆用	Yes
Underwater operation 潜水	Yes
Ø (mm)xheight(mm) 尺寸	Ø151X140

### IPL1



Power consumption(watts) 功率	10
Operating Voltage(Volts) 电源	12V 50/60Hz
Color discs 色片	Red.blue.yellow.green
Ground spike 插杆型	No
Stand 桌面型	Yes
Required trasformer 变压器	10VA
Open air operation 陆用	Yes
Underwater operation 潜水	Yes
Ø (mm)xheight(mm) 尺寸	Ø 56.5x77.5

### IPL2



Power consumption(watts) 功率	10
Operating Voltage(Volts) 电源	12V 50/60Hz
Color discs 色片	No
Ground spike 插杆型	No
Stand 桌面型	Yes
Required trasformer 变压器	10VA
Open air operation 陆用	Yes
Underwater operation 潜水	Yes
Ø (mm)xheight(mm) 尺寸	Ø 56.5x73

# 水池灯

## High Power LED Spotlights

**Jebao®**  
捷寶

### JPL1-3



Power consumption(watts) 功率	3X10
Operating Voltage(Volts) 电源	12V 50/60Hz
Color discs 色片	Red.blue.yellow.green
Ground spike 插杆型	No
Stand 桌面型	Yes
Required trasformer 变压器	30VA
Open air operation 陆用	Yes
Underwater operation 潜水	Yes
Ø (mm)xheight(mm) 尺寸	3-Ø56.5x77.5

### JPL3



Power consumption(watts) 功率	10/20/35
Operating Voltage(Volts) 电源	12V 50/60Hz
Color discs 色片	No
Ground spike 插杆型	Yes
Stand 桌面型	Yes
Required trasformer 变压器	10/20/35VA
Open air operation 陆用	No
Underwater operation 潜水	Yes
Ø (mm)xheight(mm) 尺寸	Ø 150x135

### JPL4



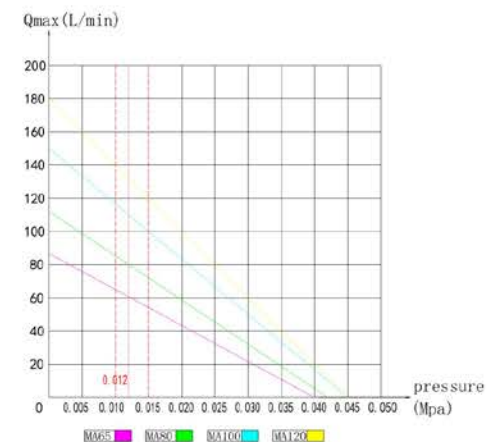
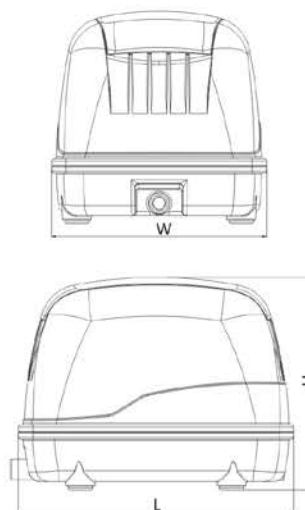
Power consumption(watts) 功率	35/50
Operating Voltage(Volts) 电源	12V 50/60Hz
Color discs 色片	No
Ground spike 插杆型	Yes
Stand 桌面型	Yes
Required trasformer 变压器	35/50VA
Open air operation 陆用	Yes
Underwater operation 潜水	Yes
Ø (mm)xheight(mm) 尺寸	Ø 150x135

# Air Pumps

## 气泵

气泵  
Air Pump

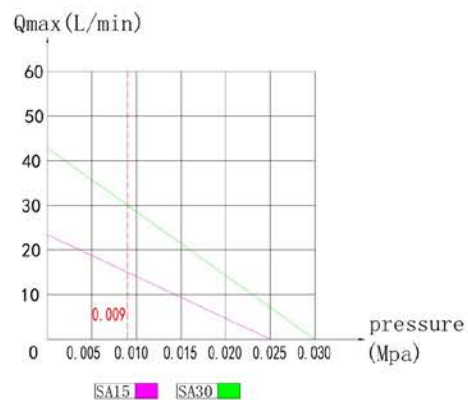
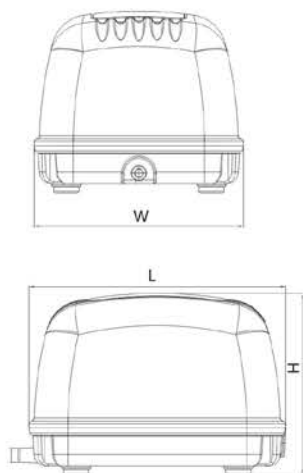
Jebao®  
捷寶



Model 型号	MA65	MA80	MA100	MA120
Q max. (L/min) 流量	65	80	100	120
Watts (w) 功率	40	50	60	70
Mpa 常用压力	0.010	0.012	0.015	0.015
Mpa 最大压力	>0.040	>0.042	>0.045	>0.045
dBA 噪音	35	36	36	36
Kg 重量	5.5	5.6	6.7	6.7
Supply voltage 电压	220~240V 50Hz 110~120V 60Hz			
Package LxWxH(mm) 包装尺寸	275x190x190		305x200x210	

# 气泵 Air Pump

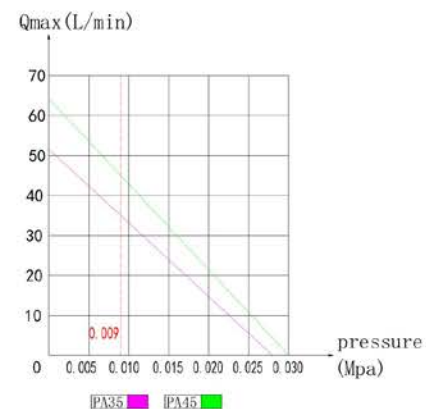
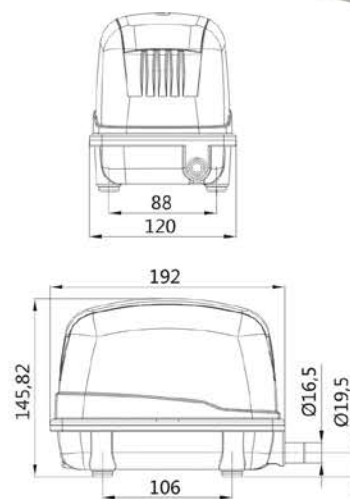
Jebao®  
捷寶



Model 型号	SA15	SA30
Q max. (L/min) 流量	15	30
Watts (w) 功率	10	20
Mpa 常用压力	0.009	0.009
Mpa 最大压力	>0.025	>0.030
dBA 噪音	31	32
Kg 重量	1.8	2.7
Supply voltage 电压	220~240V 50Hz	110~120V 60Hz
Dim LxWxH(mm) 产品尺寸	160x130x130	180x150x140

# 气泵 Air Pump

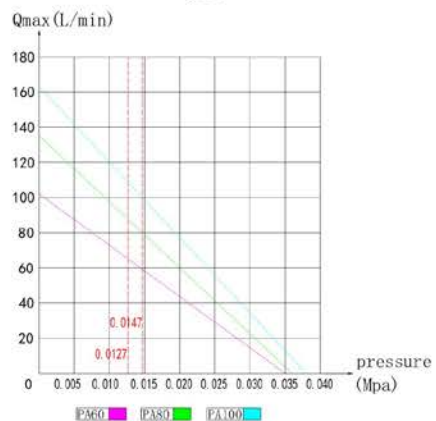
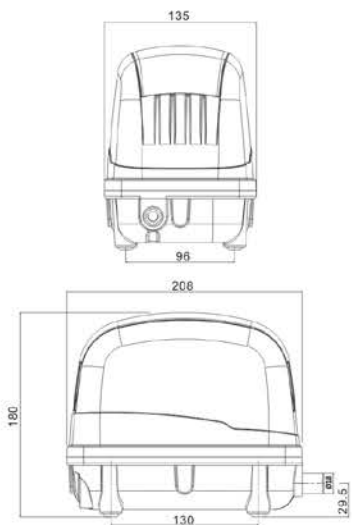
Jebao®  
捷寶



Model 型号	PA35	PA45
Q max. (L/min) 流量	35	45
Watts (w) 功率	20	25
Mpa 常用压力	0.009	0.009
Mpa 最大压力	>0.028	>0.030
dBA 噪音	32	32
Kg 重量	2.7	2.9
Supply voltage 电压	220~240V 50Hz	110~120V 60Hz
Package LxWxH(mm) 包装尺寸	300x140x180	

# 气泵 Air Pump

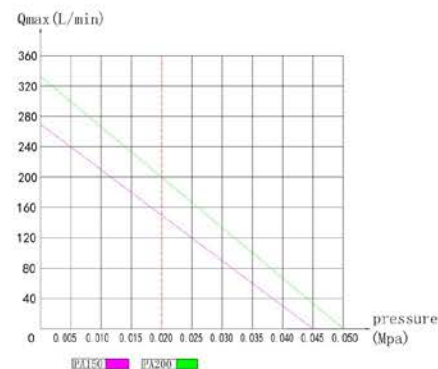
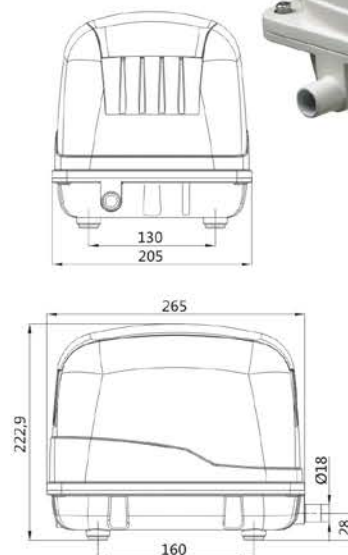
Jebao®  
捷寶



Model 型号	PA60	PA80	PA100
Q max. (L/min) 流量	65	80	100
Watts (w) 功率	38	55	65
Mpa 常用压力	0.0127	0.0147	0.0147
Mpa 最大压力	>0.035	>0.036	>0.038
dBA 噪音	35	36	36
Kg 重量	3.4	3.5	3.6
Supply voltage 电压	220~240V 50Hz 110~120V 60Hz		
Package LxWxH(mm) 包装尺寸	300x155x210		

# 气泵 Air Pump

Jebao®  
捷寶



Model 型号	PA150	PA200
Q max. (L/min) 流量	150	200
Watts (w) 功率	120	180
Mpa 常用压力	0.02	0.02
Mpa 最大压力	>0.045	>0.05
dBA 噪音	45	46
Kg 重量	7.8	8.0
Supply voltage 电压	220~240V 50Hz 110~120V 60Hz	
Package LxWxH(mm) 包装尺寸	345x230x245	

# Pond accessories

## 池塘用品

### 撇渣器 Skimmer

Jebao®  
捷寶



Model 型号	SK-30
Watts 功率	45
Qmax.(l/h) 流量	2500
Dimension (mm) 尺寸	297X267X237
Package LxWxH(mm) 包装尺寸	295X240X250

SK-30



Model 型号	SK-40
Watts 功率	60
Qmax.(l/h) 流量	3000
Dimension (mm) 尺寸	350X310X300
Package LxWxH(mm) 包装尺寸	325X220X290

SK-40



Model 型号	SK-50
Qmax.(l/h) 流量	>4500
Dimension (mm) 尺寸	Ø350X865
Package LxWxH(mm) 包装尺寸	325X305X345

SK-50

# 自动鱼池喂食器 Automatic fish feeder

Jebao®  
捷寶

## Feeder features

- IT can set the clock and the local time synchronization.
- Automatic feed on fish, up to 6 times per day for feeding.
- Food quantity of per feeding can be set freely.
- Feed your fish on time, feeding time of each meal can be set.
- Manual feeding freely.
- The unique waterproof design, can be used for outdoor.
- LCD display panel, can display clock and feeding parameters.
- Low battery indicator.
- 5L food capacity.
- Removable locking lid and food tank for easy cleaning.
- Mount the feeder on the support bracket or fix the feeder by screwing to the pond side.

## 喂食器特点

- 可设置时钟与当地时间同步。
- 自动喂食鱼，每天多达6次喂食。
- 每次喂食可自由设置喂食份量。
- 可设置每天各餐喂食时间，定时、准时喂食。
- 随时任意进行手动喂食。
- 独特的防水设计，可用于室外。
- LCD显示屏，可显示喂食参数。
- 低电量指示功能。
- 饲料缸容量5升。
- 面盖和饲料缸容易拆除，方便清洗。
- 可用支架固定或用螺丝固定在池边。



## Floating jet

Jebao®  
捷寶



## FLD-36



## FLD-36

Pump: 3000LPH 60W  
Mist make: 28.8W  
LED-Ring: 3W

## Mist Maker Floating Fog



FM-10 24V 28.8W



## 喷头配件 Fountain Nozzle

Jebao®  
捷寶



## Connector



## 遥控开关 Controller

Jebao®  
捷寶

Suitable for asynchronous motors  
适合于异步电机产品

### Remote controller

**Model: RC-400**

Input: 230V/50Hz

Max. output: 1000 Watt



### Flow controller

**Model: FC-300**

Input: 230V/50Hz

Output: 600 Watt

Adjustable range: AC100-230V 50Hz





## 加热棒 *Pond Heater*

**Model: PHT100**

Input: 230V/50Hz  
120V/60Hz  
Output: 100 Watt

**Model: PHT150**

Input: 230V/50Hz  
120V/60Hz  
Output: 150 Watt

**Model: PHT200**

Input: 230V/50Hz  
120V/60Hz  
Output: 200 Watt

## *Pond Heater* 加热器

**Model: PHT1000**

Input: 230V/50Hz  
Output: 1000 Watt

**Model: PHT2000**

Input: 230V/50Hz  
Output: 2000 Watt

**Model: PHT3000**

Input: 230V/50Hz  
Output: 3000 Watt



# Aquarium Products

## 水族产品

# 橫流造浪泵

## Cross-flow wave pump

Jebao®  
捷寶

### CP-25

Watts(DC input)	功率	25
Voltage	电压	24V
Dim LxWxH(mm)	产品尺寸	283x55x40



### CP-45

Watts(DC input)	功率	45
Voltage	电压	24V
Dim LxWxH(mm)	产品尺寸	295x60x45

# 造浪泵

## Propeller Pump

Jebao®  
捷寶

### PP-4



Power consumption(watts)	功率	10
Q max.(l/h)	流量	4000
Operating Voltage(volts)	电源	DC24V
Dim. Ø(mm)	尺寸	Ø52x79.5
Ejection Ø(mm)	出口直径	Ø31
Holder	底座	Magnet fixed
Package LxWxH(mm)	包装尺寸	160x145x95

### PP-8



Power consumption(watts)	功率	23
Q max.(l/h)	流量	8000
Operating Voltage(volts)	电源	DC24V
Dim. Ø(mm)	尺寸	Ø66x103
Ejection Ø(mm)	出口直径	Ø43
Holder	底座	Magnet fixed
Package LxWxH(mm)	包装尺寸	230x155x100

### PP-15



Power consumption(watts)	功率	40
Q max.(l/h)	流量	13000
Operating Voltage(volts)	电源	DC24V
Dim. Ø(mm)	尺寸	Ø79x126
Ejection Ø(mm)	出口直径	Ø55
Holder	底座	Magnet fixed
Package LxWxH(mm)	包装尺寸	230x155x135

### PP-20



Power consumption(watts)	功率	60
Q max.(l/h)	流量	20000
Operating Voltage(volts)	电源	DC24V
Dim. Ø(mm)	尺寸	Ø87x128
Ejection Ø(mm)	出口直径	Ø67
Holder	底座	Magnet fixed
Package LxWxH(mm)	包装尺寸	230x155x135

# 造浪泵 Wave Maker

Jebao®  
捷寶

## TW-10



Power consumption(watts)	功率	10
Q max. (l/h)	流量	4000
Operating Voltage(volts)	电源	DC24V
Dim. Ø(mm)	尺寸	Ø52x68
Ejection Ø(mm)	出口直径	Ø27
Holder	底座	Magnet fixed
Package LxWxH(mm)	包装尺寸	160x145x95

## TW-25



Power consumption(watts)	功率	23
Q max. (l/h)	流量	8000
Operating Voltage(volts)	电源	DC24V
Dim. Ø(mm)	尺寸	Ø70x103
Ejection Ø(mm)	出口直径	Ø36
Holder	底座	Magnet fixed
Package LxWxH(mm)	包装尺寸	230x155x100

## TW-40



Power consumption(watts)	功率	40
Q max. (l/h)	流量	13000
Operating Voltage(volts)	电源	DC24V
Dim. Ø(mm)	尺寸	Ø94x136
Ejection Ø(mm)	出口直径	Ø55
Holder	底座	Magnet fixed
Package LxWxH(mm)	包装尺寸	230x155x135

## TW-60

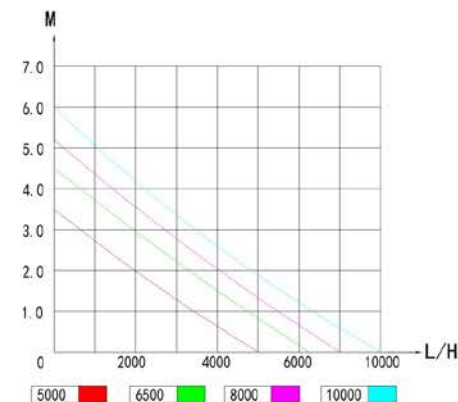
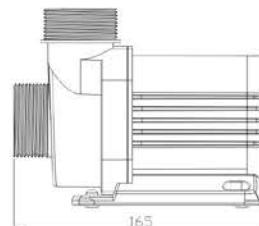
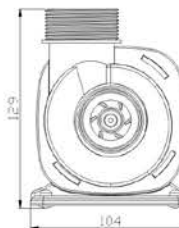


Power consumption(watts)	功率	60
Q max. (l/h)	流量	20000
Operating Voltage(volts)	电源	DC24V
Dim. Ø(mm)	尺寸	Ø94x140
Ejection Ø(mm)	出口直径	Ø70
Holder	底座	Magnet fixed
Package LxWxH(mm)	包装尺寸	230x155x135

# DC泵 DC Pump

Jebao®  
捷寶

- High performance with innovative electronics motor, and energy saving up to 65%
- Super quiet operation
- IC electronic detection, automatic power-off protection upon no water
- Motor protection if rotor is blocked
- Used in marine water and fresh water
- No copper element
- With wear-resistant ceramic shaft, longer operation life
- 变频技术, 高效节能
- 超静音
- IC电子检测, 无水自动断电保护
- 堵转保护功能
- 适用于海水、淡水使用
- 无铜元素
- 采用耐磨陶瓷轴, 寿命长

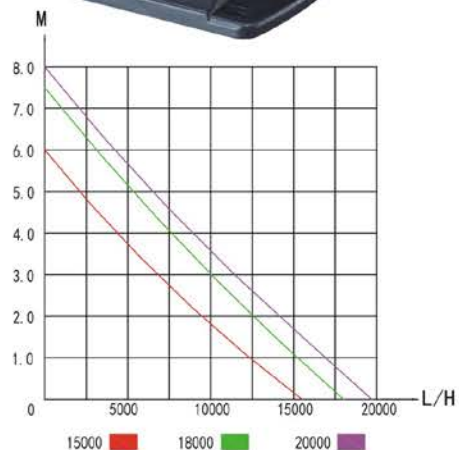
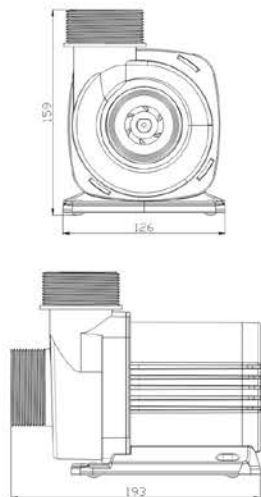


Model 型号	Voltage 电压	Watts 功率	Q max. (l/h) 流量	H max. (m) 扬程	Package LxWxH (mm) 包装尺寸
DCP-5000	DC 24V	40	5000	3.5	260X175X185
DCP-6500	DC 24V	55	6500	4.5	260X175X185
DCP-8000	DC 24V	65	8000	5.2	260X175X185
DCP-10000	DC 24V	80	10000	6.0	260X175X185

# DC泵 DC Pump

Jebao®  
捷寶

- High performance with innovative electronics motor, and energy saving up to 65%
  - Super quiet operation
  - IC electronic detection, automatic power-off protection upon no water
  - Motor protection if rotor is blocked
  - Used in marine water and fresh water
  - No copper element
  - With wear-resistant ceramic shaft, longer operation life
- 变频技术, 高效节能
  - 超静音
  - IC电子检测, 无水自动断电保护
  - 堵转保护功能
  - 适用于海水、淡水使用
  - 无铜元素
  - 采用耐磨陶瓷轴, 寿命长

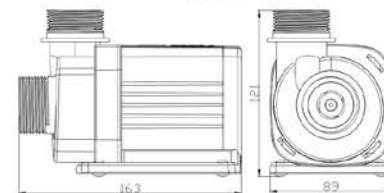
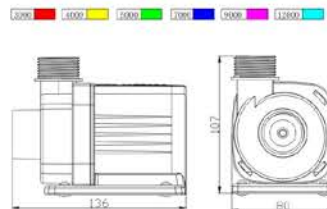
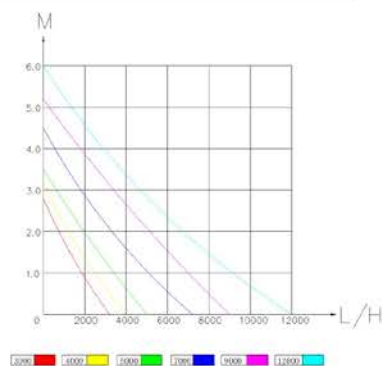


Model 型号	Voltage 电压	Watts 功率	Q max. (l/h) 流量	H max. (m) 扬程	Package LxWxH(mm) 包装尺寸
DCP-15000	DC 24V	105	15500	6.2	325X185X195
DCP-18000	DC 36V	145	18000	7.5	325X185X195
DCP-20000	DC 36V	175	19500	8.0	325X185X195

# DC泵 DC Pump

Jebao®  
捷寶

- High performance with innovative electronics motor, and energy saving up to 65%
  - Super quiet operation
  - IC electronic detection, automatic power-off protection upon no water
  - Motor protection if rotor is blocked
  - Used in marine water and fresh water
  - No copper element
  - With wear-resistant ceramic shaft, longer operation life
- 变频技术, 高效节能
  - 超静音
  - IC电子检测, 无水自动断电保护
  - 堵转保护功能
  - 适用于海水、淡水使用
  - 无铜元素
  - 采用耐磨陶瓷轴, 寿命长

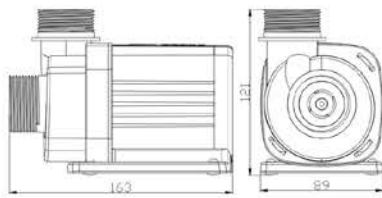
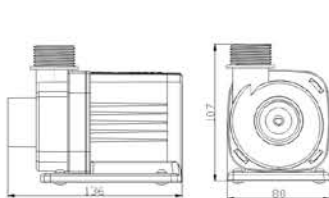
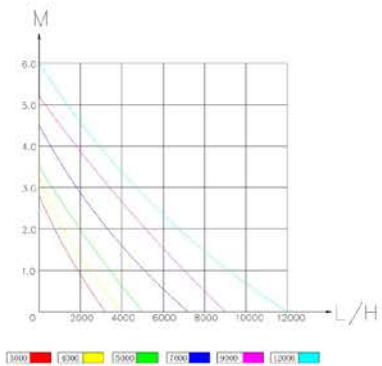


Model 型号	Voltage 电压	Watts 功率	Q max. (l/h) 流量	H max. (m) 扬程	Package LxWxH(mm) 包装尺寸
DCS-3000	DC 24V	25	3200	2.8	215X175X135
DCS-4000	DC 24V	30	4000	3.2	215X175X135
DCS-5000	DC 24V	40	5000	3.5	260X175X185
DCS-7000	DC 24V	55	7200	4.5	260X175X185
DCS-9000	DC 24V	65	9000	5.2	260X175X185
DCS-12000	DC 24V	80	12000	6.0	260X175X185

# DC泵 DC Pump

Jebao®  
捷寶

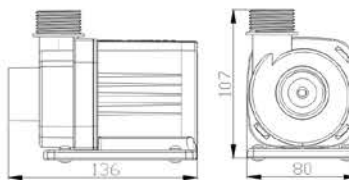
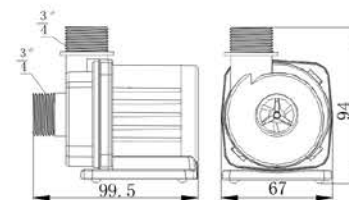
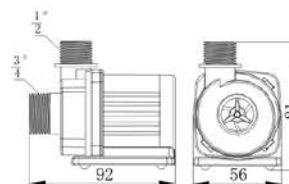
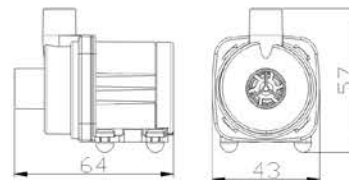
- High performance with innovative electronics motor, and energy saving up to 65%
- Super quiet operation
- IC electronic detection, automatic power-off protection upon no water
- Motor protection if rotor is blocked
- Used in marine water and fresh water
- No copper element
- With wear-resistant ceramic shaft, longer operation life
- 变频技术, 高效节能
- 超静音
- IC电子检测, 无水自动断电保护
- 堵转保护功能
- 适用于海水、淡水使用
- 无铜元素
- 采用耐磨陶瓷轴, 寿命长



Model 型号	Voltage 电压	Watts 功率	Q max.(l/h) 流量	H max.(m) 扬程	Package LxWxH(mm) 包装尺寸
DC-3000	DC 24V	25	3200	2.8	215X175X135
DC-4000	DC 24V	30	4000	3.2	215X175X135
DC-5000	DC 24V	40	5000	3.5	260X175X185
DC-7000	DC 24V	55	7200	4.5	260X175X185
DC-9000	DC 24V	65	9000	5.2	260X175X185
DC-12000	DC 24V	80	12000	6.0	260X175X185

# DC泵 DC Pump

Jebao®  
捷寶

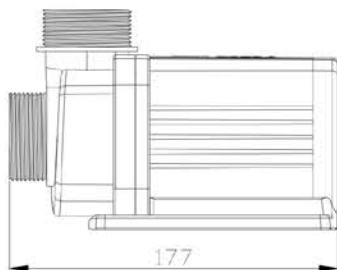
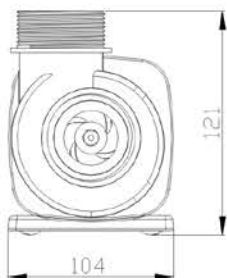


Model 型号	Voltage 电压	Watts 功率	Q max.(l/h) 流量	H max.(m) 扬程	Package LxWxH(mm) 包装尺寸
DC-500	DC 12V	5	500	1.2	125x120x90
DC-650	DC 24V	8	650	1.5	125x120x90
DC-1200	DC 24V	12	1200	1.5	205x140x130
DC-2000	DC 24V	20	2000	2.2	205x140x130
DC-3000	DC 24V	25	3000	2.7	215x175x135

## DC泵 DC Pump

Jebao®  
捷寶

- High performance with innovative electronics motor, and energy saving up to 65%
- Super quiet operation
- IC electronic detection, automatic power-off protection upon no water
- Motor protection if rotor is blocked
- Used in marine water and fresh water
- No copper element
- With wear-resistant ceramic shaft, longer operation life
- 变频技术, 高效节能
- 超静音
- IC电子检测, 无水自动断电保护
- 堵转保护功能
- 适用于海水、淡水使用
- 无铜元素
- 采用耐磨陶瓷轴, 寿命长

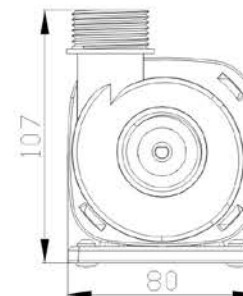
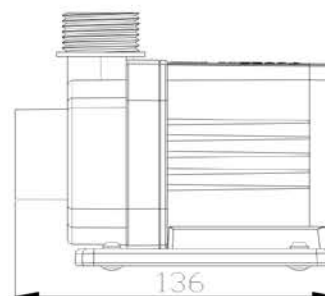


Model 型号	Voltage 电压	Watts 功率	Q max.(l/h) 流量	H max.(m) 扬程	Package LxWxH(mm) 包装尺寸
DC-6000	DC 24V	42	6000	3.8	260X175X185
DC-9000	DC 24V	70	9000	4.5	260X175X185
DC-12000	DC 24V	85	12000	5.0	260X175X185

## 水族变频泵 ECO Pump

Jebao®  
捷寶

- High performance with innovative electronics motor, and energy saving up to 65%
- Super quiet operation
- IC electronic detection, automatic power-off protection upon no water
- Motor protection if rotor is blocked
- Used in marine water and fresh water
- No copper element
- With wear-resistant ceramic shaft, longer operation life
- 变频技术, 高效节能
- 超静音
- IC电子检测, 无水自动断电保护
- 堵转保护功能
- 适用于海水、淡水使用
- 无铜元素
- 采用耐磨陶瓷轴, 寿命长

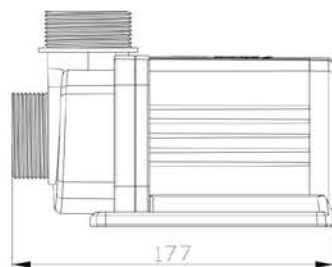
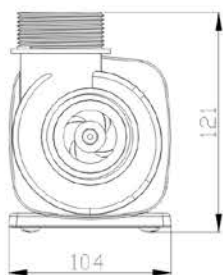


Model 型号	Voltage 电压	Watts 功率	Q max.(l/h) 流量	H max.(m) 扬程	Package LxWxH(mm) 包装尺寸
AC-2500	220V 50Hz	22	2500	2.5	205X140X130
AC-3000	220V 50Hz	27	3500	2.7	205X140X130

# 水族变频泵 ECO Pump

Jebao®  
捷寶

- High performance with innovative electronics motor, and energy saving up to 65%
- Super quiet operation
- IC electronic detection, automatic power-off protection upon no water
- Motor protection if rotor is blocked
- Used in marine water and fresh water
- No copper element
- With wear-resistant ceramic shaft, longer operation life
- 变频技术，高效节能
- 超静音
- IC电子检测，无水自动断电保护
- 堵转保护功能
- 适用于海水、淡水使用
- 无铜元素
- 采用耐磨陶瓷轴，寿命长

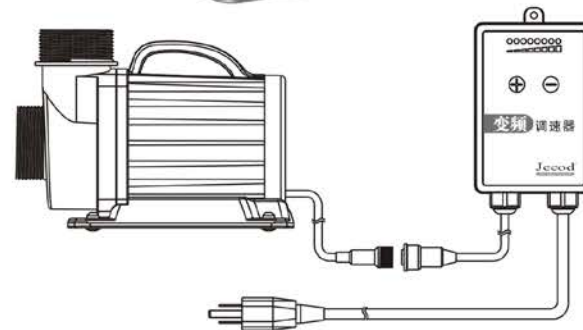


Model 型号	Voltage 电压	Watts 功率	Q max.(l/h) 流量	H max.(m) 扬程	Package LxWxH(mm) 包装尺寸
AC-3500	220V 50Hz	30	3500	3.0	260X175X185
AC-5000	220V 50Hz	40	5000	3.5	260X175X185
AC-6500	220V 50Hz	50	6500	4.0	260X175X185
AC-8000	220V 50Hz	70	8000	4.5	260X175X185
AC-10000	220V 50Hz	85	10000	5.3	260X175X185
AC-12000	220V 50Hz	85	12000	4.8	260X175X185

# 水族变频泵 ECO Pump

Jebao®  
捷寶

## 变频调速水泵 分体式



Model 型号	Voltage 电压	Watts 功率	Q max.(l/h) 流量	H max.(m) 扬程	Package LxWxH(mm) 包装尺寸
BP-6000	220~240V 50Hz	42	6000	3.8	260X175X185
BP-9000	220~240V 50Hz	70	9000	4.5	260X175X185
BP-12000	220~240V 50Hz	85	12000	5.0	260X175X185
BP-15000	220~240V 50Hz	135	15000	6.0	325x175x195
BP-20000	220~240V 50Hz	200	20000	7.0	325x175x195

## 外置桶式过滤器 External filter

Jebao®  
捷寶



Flow Rate	最大流量	600L/h(160G/h)
Hmax	扬程	120CM(4Ft)
Voltage	电源	220-240V/120V
Hz	频率	50/60Hz
Watt	功率	15W
Package LxWxh(mm)	包装尺寸	285x205x325

502



Flow Rate	最大流量	750L/h(200G/h)
Hmax	扬程	150CM(5Ft)
Voltage	电源	220-240V/120V
Hz	频率	50/60Hz
Watt	功率	15W
Package LxWxh(mm)	包装尺寸	285x205x390

503



Flow Rate	最大流量	1000L/h(265G/h)
Hmax	扬程	120CM(4Ft)
Voltage	电源	220-240V/120V
Hz	频率	50/60Hz
Watt	功率	20W
Package LxWxH(mm)	包装尺寸	325x240x355

402



Flow Rate	最大流量	1200L/h(320G/h)
Hmax	扬程	150CM(5Ft)
Voltage	电源	220-240V/120V
Hz	频率	50/60Hz
Watt	功率	20W
Package LxWxH(mm)	包装尺寸	325x240x390

403



Flow Rate	最大流量	1200L/h(320G/h)
Hmax	扬程	180CM(6Ft)
Voltage	电源	220-240V/120V
Hz	频率	50/60Hz
Watt	功率	20W
Package LxWxH(mm)	包装尺寸	325x240x445

404

## UV-C 外置桶式过滤器 UV-C external filter

Jebao®  
捷寶



Flow Rate	最大流量	1600L/h
Hmax	扬程	180CM
Voltage	电源	220-240V/120V
Hz	频率	50/60Hz
Watt	功率	23W
UV Power	UV灯功率	0
Package LxWxh(mm)	包装尺寸	360x290x400

203



Flow Rate	最大流量	1600L/h
Hmax	扬程	180CM
Voltage	电源	220-240V/120V
Hz	频率	50/60Hz
Watt	功率	23W
UV Power	UV灯功率	7W
Package LxWxh(mm)	包装尺寸	360x290x400

203U



Flow Rate	最大流量	1600L/h
Hmax	扬程	180CM
Voltage	电源	220-240V/120V
Hz	频率	50/60Hz
Watt	功率	23W
UV Power	UV灯功率	0
Package LxWxh(mm)	包装尺寸	360x290x450

204



Flow Rate	最大流量	1600L/h
Hmax	扬程	180CM
Voltage	电源	220-240V/120V
Hz	频率	50/60Hz
Watt	功率	23W
UV Power	UV灯功率	9W
Package LxWxh(mm)	包装尺寸	360x290x450

204U



## 变频UV-C过滤器 Innovative UV-C external filter

Jebao®  
捷寶



Flow Rate	最大流量	1600L/h
Hmax	扬程	200CM
Voltage	电源	220-240V/120V
Hz	频率	50/60Hz
Watt	功率	50W
Package LxWxh(mm)	包装尺寸	405x315x450

113



Flow Rate	最大流量	1600L/h
Hmax	扬程	200CM
Voltage	电源	220-240V/120V
Hz	频率	50/60Hz
Watt	功率	50W
Package LxWxh(mm)	包装尺寸	405x315x515

114

## 滴定泵 Auto Dosing Pump

Jebao®  
捷寶

DP-2

Q max.(l/m) 70x2 H max.(m) 1.5



Watts(DC Input)	功率	4
Q max.(l/m)	流量	70x2
H max.(m)	吸程	1.5
Voltage (v)	电压	12
Dim. LxWxH(mm)	尺寸	170x115x71
Package LxWxH(mm)	包装尺寸	260x170x95

DP-3

Q max.(l/m) 70x3 H max.(m) 1.5



Watts(DC Input)	功率	5.5
Q max.(l/m)	流量	70x3
H max.(m)	吸程	1.5
Voltage (v)	电压	12
Dim. LxWxH(mm)	尺寸	170x115x71
Package LxWxH(mm)	包装尺寸	260x170x95

DP-3S

Q max.(l/m) 70x3 H max.(m) 1.5



Watts(DC Input)	功率	5.5
Q max.(l/m)	流量	70x3
H max.(m)	吸程	1.5
Voltage (v)	电压	12
Dim. LxWxH(mm)	尺寸	170x115x71
Package LxWxH(mm)	包装尺寸	260x170x95

DP-4

Q max.(l/m) 70x4 H max.(m) 1.5



Watts(DC Input)	功率	7.5
Q max.(l/m)	流量	70x4
H max.(m)	吸程	1.5
Voltage (v)	电压	12
Dim. LxWxH(mm)	尺寸	235x150x71
Package LxWxH(mm)	包装尺寸	325x205x95

DP-4S

Q max.(l/m) 70x4 H max.(m) 1.5



Watts(DC Input)	功率	7.5
Q max.(l/m)	流量	70x4
H max.(m)	吸程	1.5
Voltage (v)	电压	12
Dim. LxWxH(mm)	尺寸	235x150x71
Package LxWxH(mm)	包装尺寸	325x205x95

# LED水族灯


## LED Aquarium Lights

Jebao®  
捷寶

# AK-60

Suitable for marine and fresh water

Voltage(v) 电压 AC100~240  
Watt(w) 功率 60  
Dim LxWxH(mm) 产品尺寸 Ø105x95



# LED水族灯

## LED Aquarium Lights

Jebao®  
捷寶



Model 型号	Voltage (v) 电压	watts (w) 功率	Dim. LxWxH(mm) 产品尺寸
AL-75	AC100~240	70	292x182x44



Model 型号	Voltage (v) 电压	watts (w) 功率	Dim. LxWxH(mm) 产品尺寸
AL-150	AC100~240	140	182x182x44