

6 - TERMS OF THE WARRANTY :

As the original purchaser of this equipment has purchased from Emaux Water Technology Co Ltd, through Authorized International Distributor or Dealer, warrants its products free from defects in materials and workmanship under normal use during the warranty period. The warranty period begins on the day of purchase and extends only to the original purchaser. It is not transferable to anyone who subsequently purchases the product from you. It excludes all expendable parts.

During the warranty period, Emaux authorized reseller will repair or replace defective parts with new parts or, at the option of Emaux, serviceable used parts that are equivalent or superior to new parts in performance.

This Limited Warranty extends only to products purchased from Emaux authorized resellers. This Limited Warranty does not extend to any product that has been damaged or rendered defective.

- (a) as a result of an accident, misuse, or abuse;
- (b) as a result of an act of God;
- (c) by operation outside the usage parameters stated herein;
- (d) by the use of parts not manufactured or sold by Emaux;
- (e) by modification of the product;
- (f) as a result of war or terrorist attack; or
- (g) as a result of service by anyone other than Emaux authorized reseller or authorized agent.

EXCEPT AS EXPRESSLY OUTLINED IN THIS WARRANTY, EMAUX MAKES NO OTHER WARRANTIES EXPRESSED OR IMPLIED, INCLUDING ANY IMPLIED WARRANTIES OF MERCHANTABILITY AND FITNESS FOR A PARTICULAR PURPOSE. EMAUX EXPRESSLY DISCLAIMS ALL WARRANTIES NOT STATED IN THIS LIMITED WARRANTY. ANY IMPLIED WARRANTIES THAT MAY BE IMPOSED BY LAW ARE LIMITED TO THE TERMS OF THIS EXPRESS LIMITED WARRANTY.



SUCTION NOZZLES

MANUAL INSTALLATION .

MODELS :

EM2831(A) / EM2831(E)
EM2836(A) / EM2836(E)
EM2848(A) / EM2848(E)
EM2848(A1) / EM2848(E1)

SUCTION NOZZLES

IMPORTANT : This instruction manual includes essential information on the safety measures to be implemented for installation and start up .Therefore the installer as well as the user must read the instructions before starting installation and startup .
Keep this manual for future reference

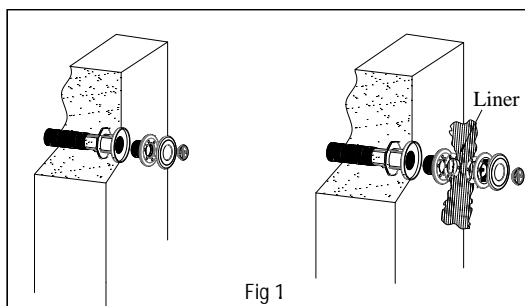
1 .SUCTION NOZZLE :

The purpose of the suction nozzles is to connect the suction pool cleanerwith the pool suction circuit so the pool cleaner will work as a vacuum .

2 .INSTALLATION :

In skimmers pool system ,they can be placed in the same wall as the skimmers and use their suction pipes .

In those pools with overflow channel ,we recommend to install the suction nozzles together with the wall conduits **EM2841** (for Concrete pools)or **EM2842** (for Vinyl or Liner pools) .
Fig .1) .



The suction nozzles can be assembled with threaded wall conduit 2" or assembly the connections 50 mm with PVC glue .

3 .MODELS :

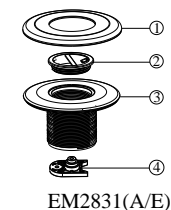
		Concrete Pools	Concrete pools with liner or Vinyl Pools	Concrete Pools
		EM2831	EM2836	EM2848
Metric connections	Pipe connections	50 mm or 2"	50 mm or 2"	50 mm/ 63 mm PN10 (EM2848E) 63 mm PN16 (EM2848E1)
	Pool cleaner connection	1 ½"	1 ½"	
Imperial connections	Pipe connections	1 ½" or 2"	1 ½" or 2"	1.5" / 2" Class 12 (EM2848A) 2" Class 15 (EM2848A1)
	Pool cleaner connection	1 ½"	1 ½"	

4 .OPERATING :

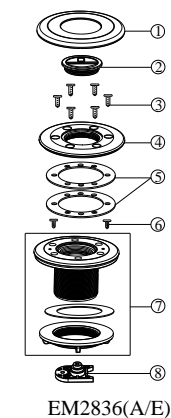
When proceed to use the pool cleaner ,unscrew the cap and screw the pool cleaner male connector 1 ½" to the suction nozzle .Then connect the hose of the cleaning system to the connector .The inside diameter of the hose must be 38 mm .

5 .SPARE PARTS LIST :

POS .	CODE	PRODUCT DESCRIPTION
1	01050184	Face ring
2	01050194	Inlet cap
3	01050187	Body GB50 (EM2831E)
3	01050218	Body BS1.5" (EM2831A)
4	01014172	Nut and Eyeball regulator



POS .	CODE	PRODUCT DESCRIPTION
1	01050184	Facering
2	01050194	Inlet cap
3	03012115	Screws M5x14
4	01050190	Ring
5	02010280	Liner gaskets
6	03012116	Screws M3.8x9.5
7	89130108	Body GB50 (EM2836E)
7	89130109	Body BS1.5" (EM2836A)
8	01014172	Nut and Eyeball regulator



POS .	CODE	PRODUCT DESCRIPTION
1	01050184	Face ring
2	01050194	Inlet cap
3	01050193	Body GB50/GB63 PN10(EM2848E)
3	01050221	Body BS1.5"/2" Class 12(EM2848A)
3	570056395	Body GB63 PN16(EM2848E1)
3	570056395	Body BS2" Class 15(EM2848A1)
4	01014172	Nut and Eyeball regulator

